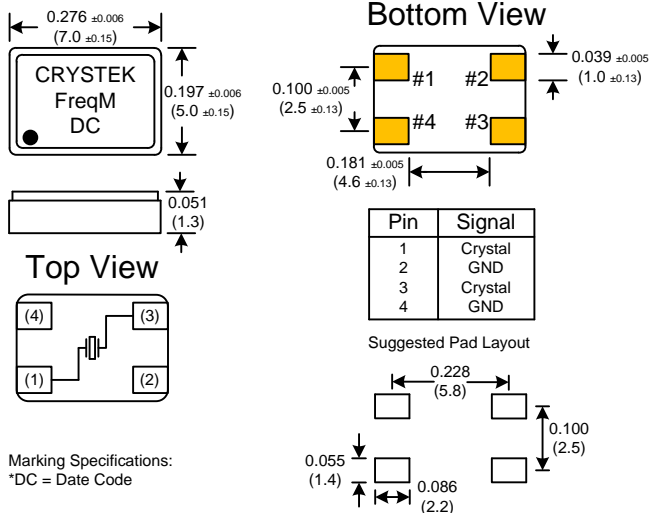


Quartz Crystal

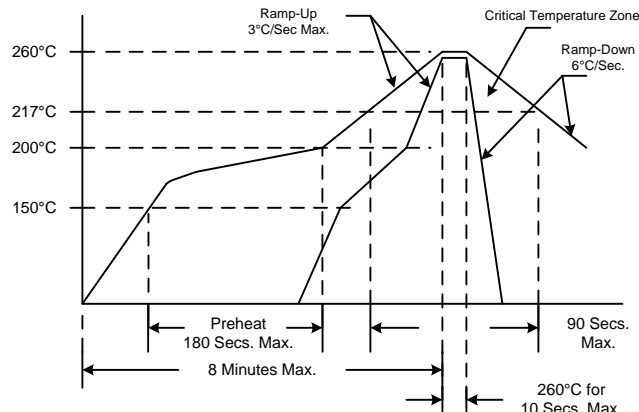
Designed to meet the precision and space requirements needed for wireless applications.

CSX1 Model

5x7 mm Low Profile SMD Crystal



RECOMMENDED REFLOW SOLDERING PROFILE



NOTE: Reflow Profile with 240°C peak also acceptable.

Packaging Specifications: 1K ea. Tape and Real

Frequency Range: 8.000 MHz to 50.000 MHz (Fund)
40.000 MHz to 100.000 MHz (3rd OT)

Calibration Tolerance: ±10ppm to ±50ppm

Frequency Stability: ±15ppm to ±100ppm

Operating Temp. Ranges: 0°C to 70°C
-20°C to 70°C
-40°C to 85°C

Storage Temp. Range: -40°C to 85°C

Resistance: See Table 1

Shunt Cap: 5pF Max

Holder Type: 5x7mm SMD

Aging: ±3ppm/1st year Max

Drive level: 50uW Typical, 300uW Max

Motional Capacitance: Not Specified

Spurious Response: Not Specified

C0/C1 Ratio: Not Specified

Pullability: Not Specified

Trim Sensitivity: Not Specified

Temp. Coefficient: Not Specified

Custom Designs Available

Build Your Own P/N

CSX1 - X X X - XX - Freq

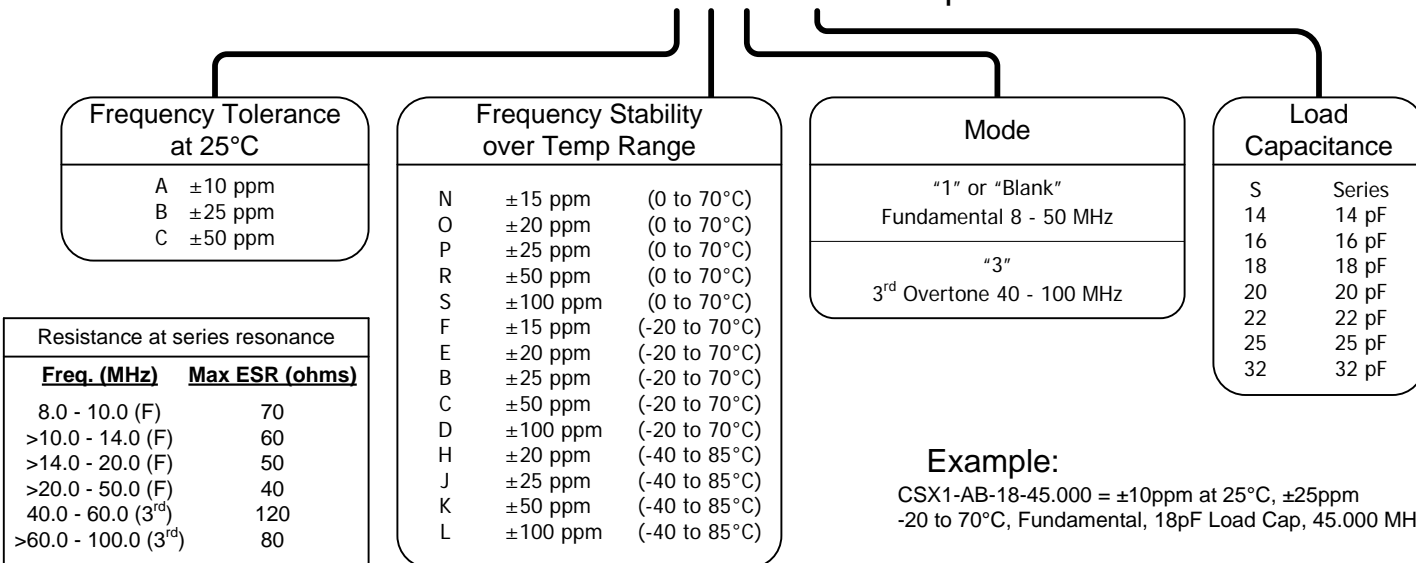


Table 1

Example:

CSX1-AB-18-45.000 = ±10ppm at 25°C, ±25ppm -20 to 70°C, Fundamental, 18pF Load Cap, 45.000 MHz

Specifications subject to change without notice.

TD-021009 Rev. J