

### FEATURES

- All ceramic epoxy sealed SMD package
- Wide frequency range
- 2 / 4 pads version available
- Low cost option to consumer grade products

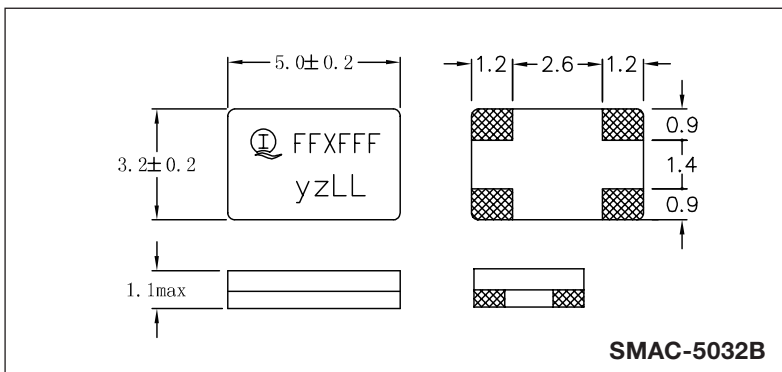
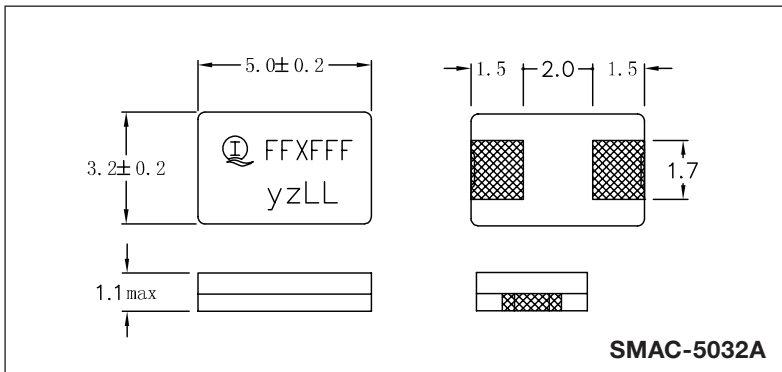


Parameters		Specifications
Nominal Frequency Range 標稱頻率範圍	$f_0$	8.0MHz ~ 48.0MHz (Fundamental)
Frequency Tolerance, $T_a=25^\circ\text{C} \pm 3^\circ\text{C}$ 常溫頻率偏差	$\Delta f/f$	$\pm 20\text{ppm}$ , $\pm 30\text{ppm}$ , $\pm 50\text{ppm}$
Load Capacitance 負載電容	$C_L$	18pF or customer specify
Frequency Tolerance over Operating Temperature Range with refer to $25^\circ\text{C}$ 相對於常溫的頻率溫度特性	$\Delta f/f$	$\pm 20\text{ppm}$ , $\pm 30\text{ppm}$ , $\pm 50\text{ppm}$
Operating Temperature Range 工作溫度範圍	$T_{\text{OPR}}$	$-20^\circ\text{C} \sim +70^\circ\text{C}$ , $-40^\circ\text{C} \sim +85^\circ\text{C}$
Storage Temperature Range 儲存溫度範圍	$T_{\text{STG}}$	$-55^\circ\text{C} \sim +125^\circ\text{C}$
Drive Level 激勵功率	DL	0.1mW (0.5mW Max.)
Shunt Capacitance 靜態電容	$C_0$	7pF Max.
Insulation Resistance 絕緣電阻	IR	500M $\Omega$ Min.
Aging 老化率	$\Delta f_A$	$\pm 5\text{ppm/Year Max.}$

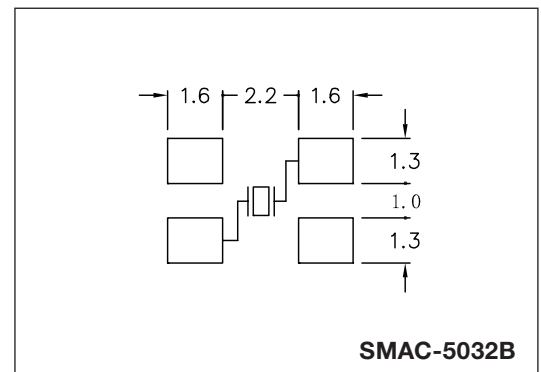
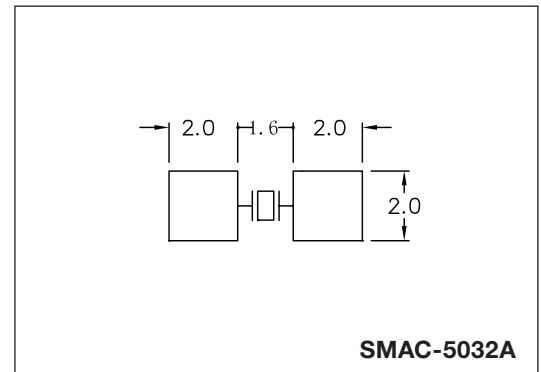
SERIES RESISTANCE (ESR) 串聯諧振阻抗				
Frequency Range	$8 < f_0 \leq 10$	$10 < f_0 \leq 12$	$12 < f_0 \leq 16$	$16 < f_0 \leq 48$
ESR	100 $\Omega$ Max.	80 $\Omega$ Max.	60 $\Omega$ Max.	30 $\Omega$ Max.

Please consult our sales representatives for other specifications.  
如對其他規格查詢，請與我司銷售人員聯繫

### DIMENSION (mm)



### SOLDERING PATTERN (mm)



All specifications are subject to change without prior notice.  
本公司保留修改規格的權利。

