


SMD CRYSTAL

Features

- Typical 7.0x5.0x1.3 mm thin ceramic package.
- 16mm width Tape & Reel package for automatic assembly.
- Tight tolerance 10 ppm available.
- Packing : Tape & Reel, 1000/2000pcs per Reel

Application

- Bluetooth, GPS
- Display, TV(FPD/FTF LCD)
- Computer Peripherals



Specifications

RoHS Compliance

Parameter	Min.	Typical	Max.	Unit
Storage Temp. Range	-55	-	125	°C
Level of Drive	-	10	100	μW
Load Capacitance	6~50 or Series			pF
Shunt Capacitance(Co)	-	-	7.0	pF
Insulation Resistance	500MΩ @DC100V	-	-	
Aging	±3.0			ppm/year

Standard frequencies are frequencies which the crystal has been designed and does not imply a stock position.

Equivalent Series Resistance (E.S.R)

Type Frequency	Mode	ESR
8MHz ≤ Freq. < 10MHz	Fund	80Ω
10MHz ≤ Freq. < 13MHz	Fund	70Ω
13MHz ≤ Freq. < 16MHz	Fund	60Ω
16MHz ≤ Freq. < 24MHz	Fund	50Ω
24MHz ≤ Freq. < 48MHz	Fund	40Ω
48MHz ≤ Freq. < 53.125MHz	Fund	35Ω

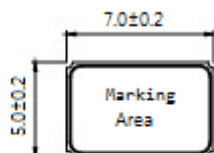
Freq. Stability vs Temp. Range

Temp.	PPM		
	±10	±15	±20
-10 ~ +60°C	△	○	○
-20 ~ +70°C	△	○	○
-40 ~ +85°C	X	○	○

*○:Standard △:Available(case by case) X:Not available

DIMENSION (Unit: mm)

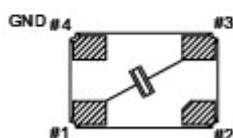
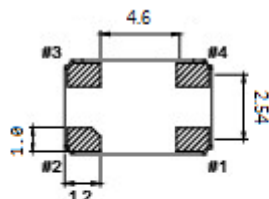
[TOP VIEW]



[SIDE VIEW]



[BOTTOM VIEW]



Marking #2 and #4 are connected to metal cap of top

SOLDER PAD LAYOUT (mm)

