

FEATURES

- COMPACT DESIGN
- HIGH ACCURACY
- EXCELLENT FOR HIGH DENSITY SURFACE MOUNTING

SERIES R2520



SPECIFICATIONS

PARAMETER	VALUE
FREQUENCY RANGE	16.00 MHz TO 55.00 MHz
FREQUENCY TOLERANCE AT 25°C	±50 PPM MAXIMUM (±10 PPM, ±20 PPM AND ±30 PPM**)
FREQUENCY STABILITY OVER TEMPERATURE	±50 PPM MAXIMUM (±10 PPM, ±20 PPM AND ±30 PPM**)
OPERATING TEMPERATURE RANGE	-10°C TO +60°C, (-40°C TO +85°C**)
STORAGE TEMPERATURE RANGE	-55°C TO +125°C
EQUIVALENT SERIES RESISTANCE	SEE TABLE 1
LOAD CAPACITANCE	10 pF TO 32 pF OR SERIES
SHUNT CAPACITANCE	7.0 pF MAXIMUM
DRIVE LEVEL	500 µW MAX
SHOCK RESISTANCE	±5 PPM MAXIMUM 75 cm DROP TEST IN 3 AXES ON TO A HARD SURFACE
REFLOW CONDITIONS	260°C FOR 10s MAXIMUM

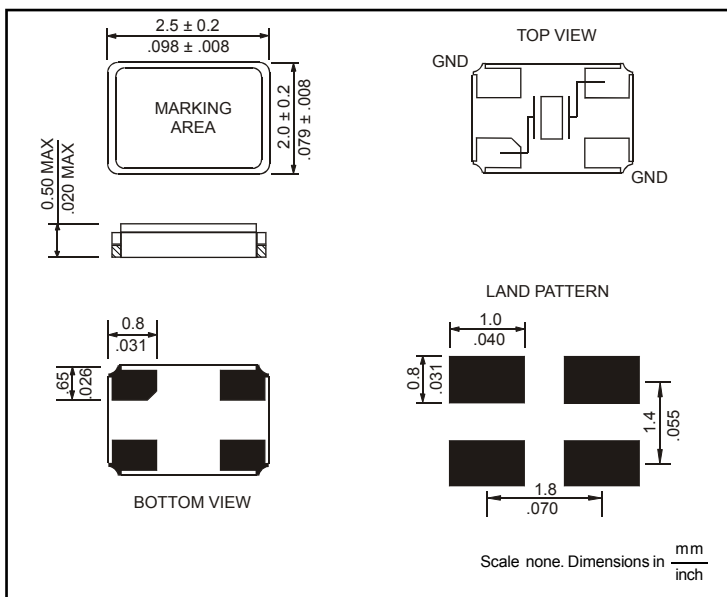


** Available in some cases. Consult Raltron for specific requirements.

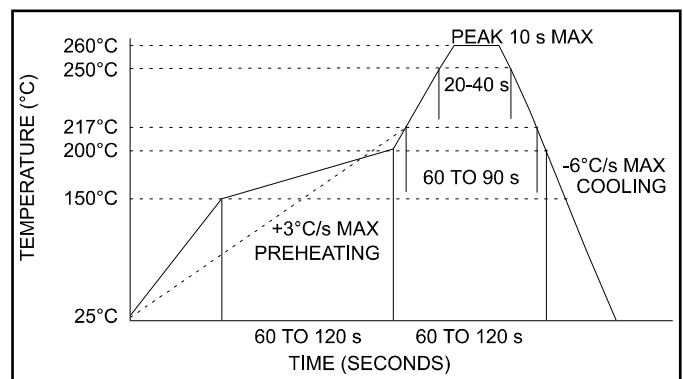
TABLE 1

FREQUENCY (MHz)	MODE	MAXIMUM ESR (OHMS)
16.00 TO 29.9	FUND	100
30.00 TO 55.00	FUND	60

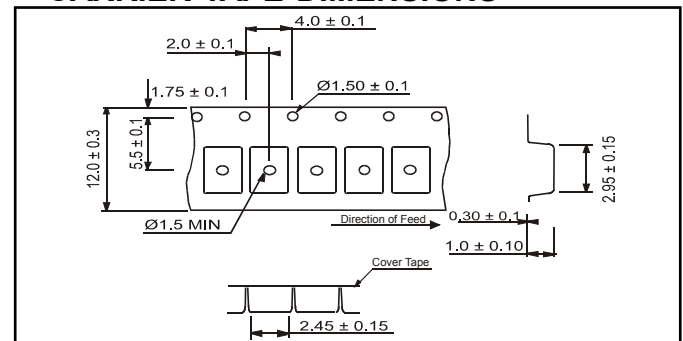
OUTLINE DRAWING



SOLDER REFLOW PROFILE



CARRIER TAPE DIMENSIONS



PACKAGING

178 mm REEL DIAMETER
8 mm TAPE WIDTH, 4 mm PITCH
QUANTITY: 1000 PIECES PER REEL

PART NUMBERING SYSTEM

HOLDER TYPE	FREQUENCY	LOAD CAPACITANCE	TOLERANCE / STABILITY	OPTION
R2520	IN MHz	10 TO 32 pF FOR PARALLEL S FOR SERIES	±10/±10 : 1010 ±20/±20 : 2020 ±30/±30 : 3030	TR TAPE AND REEL

PART NUMBER EXAMPLE: R2520-40.000-10-2050-TR