


Main Feature

Current part - Recommended for new designs

- RoHS compliant
- Seam Sealed Ceramic SMD type
- Cross Ref. No. ABM10 and more

Application

- Communication, Test equipment
- Blue-tooth, Wireless applications, computers



2.5*2.0*0.5mm

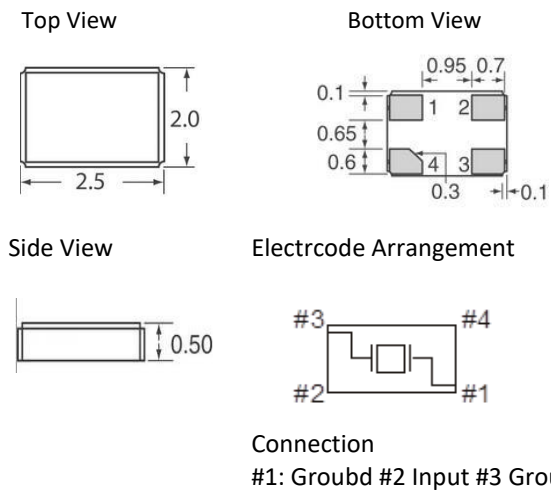
Standard Specification

Frequency Range: 16.000MHz ~ 80.000MHz
 Frequency Tolerance (at 25°C): ±15~ ±30ppm
 Load Capacitance: 10pF (Typ.) or Specify
 Frequency Stability: ±10 ~ ±100ppm
 Operating Temperature: -20°C~ +70°C and -40°C~ +85°C
 Equivalent Series Resistant: see Table 1
 Storage Temperature: -55 °C~ +125°C (typ.)
 Aging (at 25°C): ±5ppm Max.
 Shunt Capacitance (C0): 7.0pF Max.
 Drive Level: 100µW Typ.
 Package: 3000pcs/Reel

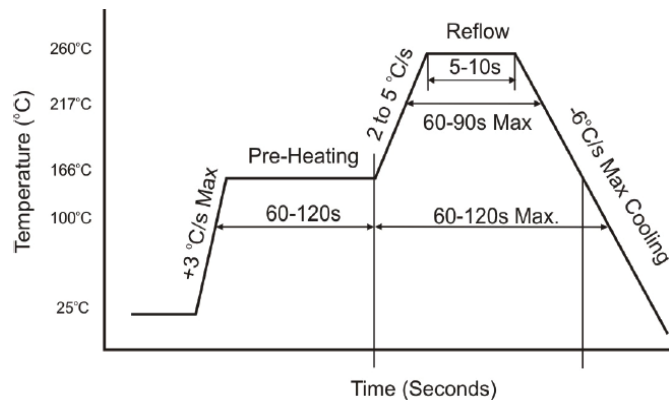
Standard ESR Table 1

Frequency Range in MHz	ESR Value in Ohm Max.
16.000~19.999 (Fund.)	150
20.000~29.999(Fund.)	100
30.000~80.000(Fund.)	60

Dimension (Unit: mm)



Reflow Profile Condition(260 °C Max.)



TGS part No. Guide

TGS	CM25	30M0A	50-	18-	50-	40-	60	T	LF	XX
	1	2 3	4	5	6	7	8	9	10	11

- 1) CM25: TGS Part Family No.
- 2) 30M0: Frequency Range in MHz or specify
- 3) Oscillator Mode- A: AT- Cut Fund. ; B: Bt-Cut; C: 3rd OT
- 4) 50: Frequency Tolerance in +/-50ppm or specify
- 5) 18: Load Capacitor in pF or specify
- 6) 50: Frequecny Stability in +/-50 ppm or spcify
- 7) 40: Operating Temp. in -40°C~ + 85°C or specify
- 8) 60: ESR Max. in 60 ohm or see table 1
- 9) T: Tape /Reel
- 10) LF: RoHS compliant
- 11) XX: 2 letters as Internal Control Code