


Ceramic Resonator

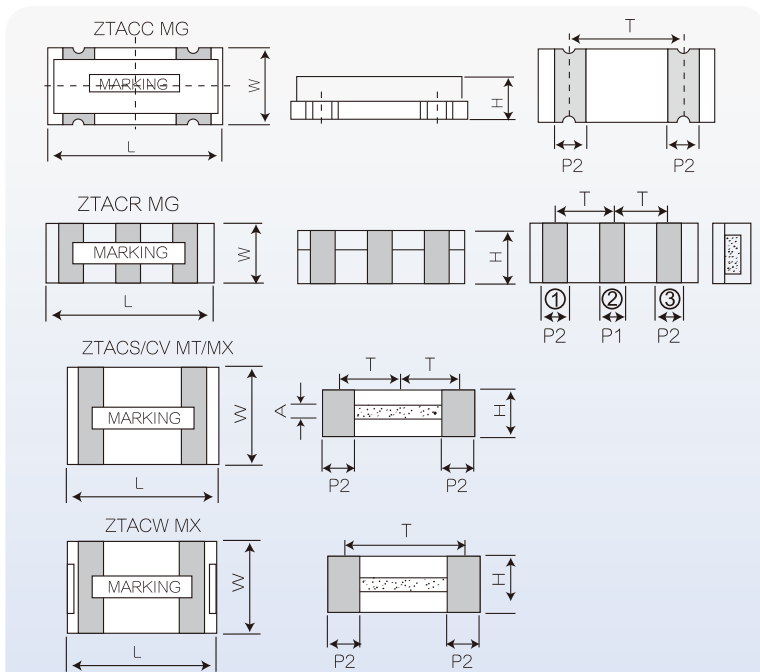
None capacitor, ZTAC Series



● SPECIFICATION

MODEL		ZTACC MG	ZTACR MG	ZTACS MT	ZTACV MT	ZTACS MX	ZTACV MX	ZTACW MX
Nominal Frequency	MHz	2.00-8.00	4.00-8.00	6.00-13.00	8.00-13.00	13.01-60.00	16.00-60.00	20.00-60.00
Frequency Tolerance (25°C)	%	±0.5						
Frequency Stability (-20~+80°C)	%	±0.3	±0.3	± 0.4	±0.4	±0.3	±0.3	±0.3
Operating Temperature Range	°C	-20 to +80						
Storage Temperature Range	°C	-55 to +85						
Aging for 10 years	%	±0.3						
Test Circuit for MOS IC	MG Series	1/6TC4069UBP x2						
	MT Series	1/6TC4069UBP x2						
	MX Series	1/6TC74HCU04 x2						
External capacitance C1, C2	2.00~20.00MHz	30pF						
	20.01~25.99MHz	15pF						
	26.00~60.00MHz	5pF						

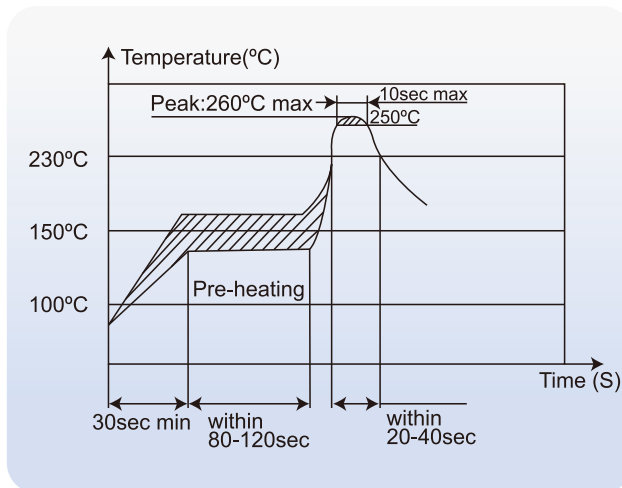
● Dimension



Part Number	L	W	H	P2	T
ZTACC MG	7.4±0.2	3.4±0.2	1.8±0.2	1.2±0.2	5±0.2
ZTACR MG	4.5±0.2	2.0±0.2	1.2max.	0.8±0.2	3.0±0.2
ZTACS MT/MX	4.7±0.2	4.1±0.2	(1.2+A*)±0.2	0.8±0.2	3.9±0.2
ZTACV MT/MX	3.7±0.2	3.1±0.2	(1.0+A*)±0.2	0.7±0.2	3.0±0.2
ZTACW MX	2.5±0.2	2.0±0.2	1.2max.	0.4±0.2	2.0±0.2

*A stands for thickness, which varies with the frequency. The range of the thickness is 0.1 to 0.7mm.

● Soldering Reflow Profile



● Test Circuit for MOS IC

