

High Frequency SineWave Crystal Oscillator

CCO-983/985 Model

9x14 mm SMD, 3.3V/5V, SineWave



Frequency Range:		50 MHz to 500 MHz
Temperature Range:		±25ppm, 0°C to 70°C
	(Option X)	±50ppm, -40°C to 85°C
Storage:		-45°C to 90°C
Input Voltage:		3.3V ±0.3V
		5.0V ±0.5V
Input Current:		30mA Max @ 3.3V
		50mA Max @ 5.0V
Output:		True SineWave
Output Power:		0 dBm Min
Start-up time:		2ms Typical, 10ms Max
Load		50 Ω
2nd Harmonic:		-20 dBc Max
Sub-Harmonics:		None
	(50 MHz ~ 170 MHz)	
	(171 MHz ~ 500 MHz)	-40 dBc Typical, -35 dBc Max
Period Jitter:	(20,000 periods)	<5ps RMS (1-sigma) Max
Phase Jitter:	12 kHz~20 MHz	<1ps RMS (1-sigma) Max
	50 kHz~80 MHz	<1ps RMS (1-sigma) Max
Phase Noise Typ.:	10 Hz	-50 dBc/Hz
	@311.04 MHz	100 Hz -80 dBc/Hz
		1 kHz -110 dBc/Hz
		10 kHz -135 dBc/Hz
		100 kHz -145 dBc/Hz
Aging:		<3ppm 1 st year, <2ppm every year thereafter



Applications:

10 Gigabit Ethernet
OC48: Forward Error Correction
Broadband Networks
SONET/SDH/DWD
ATM
Network/switch
Telecom

Designed using FR5 PCB & HFF crystal technology to provide a Low Noise, Low Jitter Crystal Oscillator with True Sinewave Output.

TD-041205 Rev. J

Page 1 of 2

Specifications subject to change without notice.

High Frequency SineWave Crystal Oscillator

CCO-983/985 Model

9x14 mm SMD, 3.3V/5V, SineWave

Crystek Part Number Guide

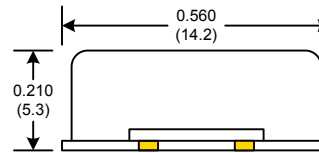
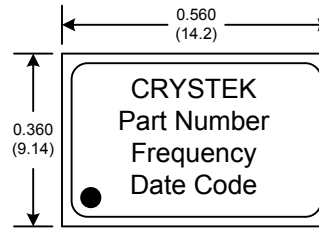
CCO-983 X-500.000

#1 #2 #3 #4

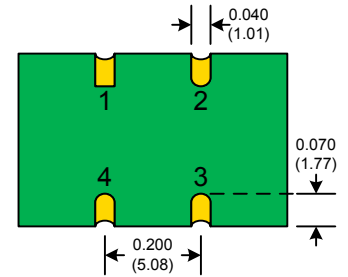
- #1 Crystek 9x14 SMD SineWave Oscillator
- #2 Model 983 = 983=3.3V 985=5.0V
- #3 Temp. Range: Blank = 0/70°C, X=-40/85°C
- #4 Frequency in MHz: 3 or 6 decimal places

Example:

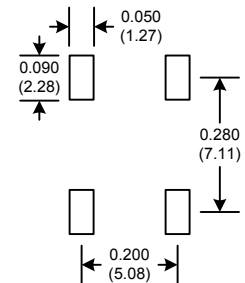
CCO-983X-500.000 = 3.3V, -40/85°C, 500.000 MHz



Pad	Connection
1	N/C
2	GND
3	OUT
4	Vdd

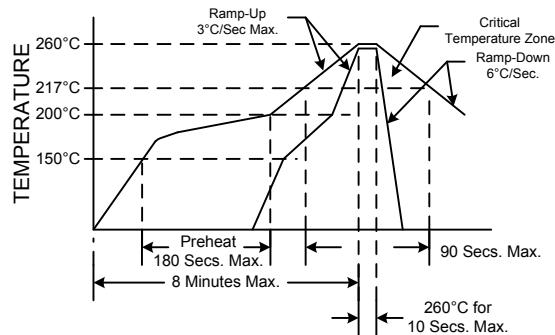


SUGGESTED PAD LAYOUT



Standard Frequencies MHz	
77.7600	167.3317
155.5200	212.5000
156.2500	250.0000
161.1328	311.0400
166.6286	

RECOMMENDED REFLOW SOLDERING PROFILE



NOTE: Reflow Profile with 240°C peak also acceptable.



Mechanical:

- Shock: MIL-STD-883, Method 2002, Condition B
- Solderability: MIL-STD-883, Method 2003
- Vibration: MIL-STD-883, Method 2007, Condition A
- Solvent Resistance: MIL-STD-202, Method 215
- Resistance to Soldering Heat: MIL-STD-202, Method 210, Condition I or J

Environmental:

- Thermal Shock: MIL-STD-883, Method 1011, Condition A
- Moisture Resistance: MIL-STD-883, Method 1004

Packaging:

- Tape/Reel: 100ea, 250ea, 500ea 24mm Tape

TD-041205 Rev. J

Page 2 of 2

Specifications subject to change without notice.