

CVHD-957

Ultra-Low Phase Noise VCXO

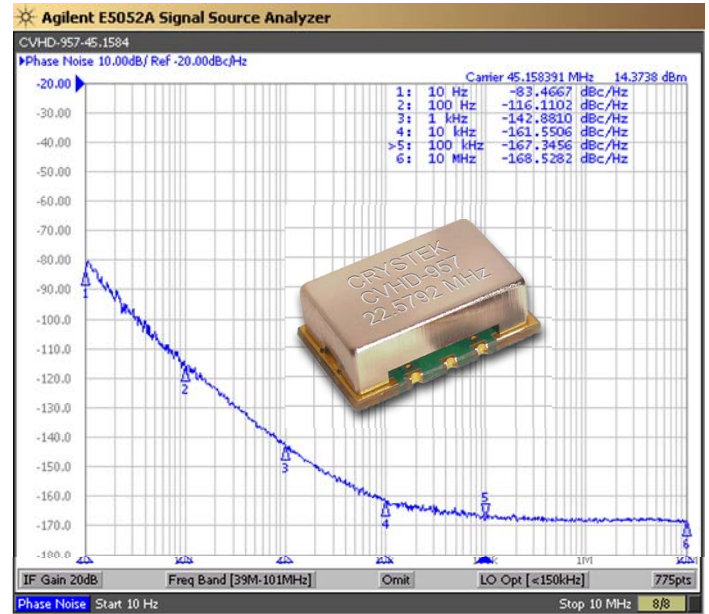
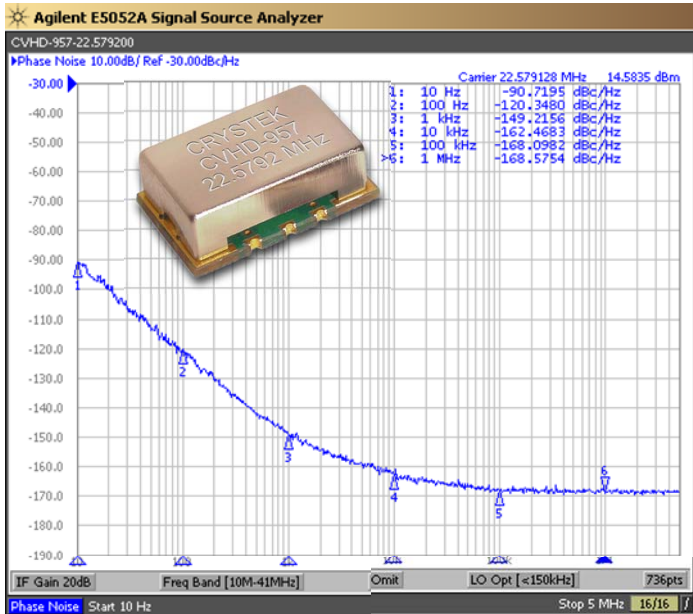
with Standby Mode



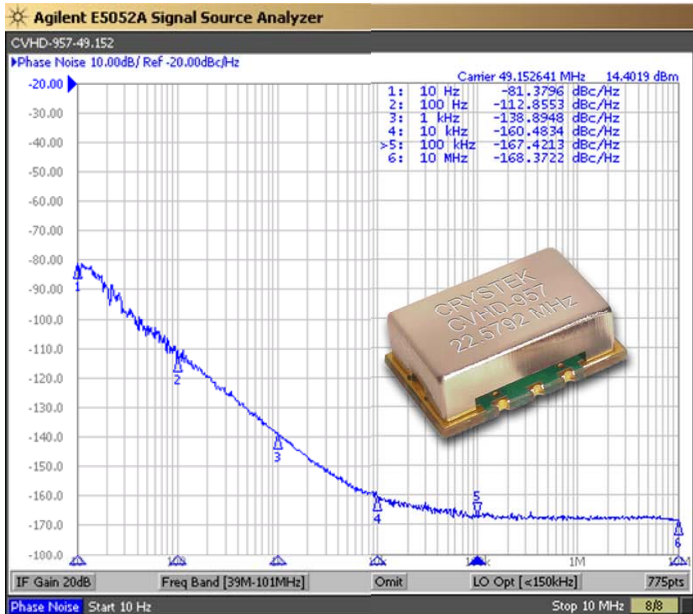
CVHD-957 Model
9x14 mm SMD, 3.3V, HCMOS

22.579200 MHz HCMOS 3.3V

45.158400 MHz HCMOS 3.3V



49.152 MHz HCMOS 3.3V



Hear The Difference!!

Crystek's Model CVHD-957 HCMOS VCXO family has been designed specifically for High Definition Audio (HD Audio). It features a typical low close-in phase noise of -90 dBc/Hz @ 10 Hz offset, and a noise floor of -168 dBc/Hz. With this extreme low phase noise performance, you will "Hear the Difference". It also features a "Standby Function", that is, when placed in disable mode, the internal oscillator is completely shut down in addition to its output buffer being placed in Tri-State. This family is housed in a 9x14 mm SMT package and operates with a +3.3V power supply.

Applications include: Digital Audio Broadcasting (DAB)
Professional CD audio equipment
DACs and ADCs for HD audio

Rev: J
Date: 27-Nov-2017
Page 1 of 2

Ultra-Low Phase Noise VCXO with Standby Mode

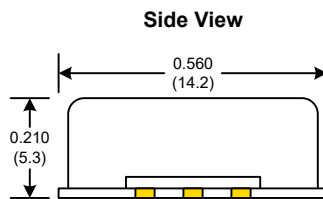
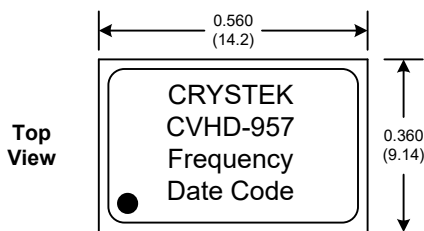


CVHD-957 Model
9x14 mm SMD, 3.3V, HCMOS

Frequency Range:	10 MHz to 50 MHz
Temperature Range:	0°C to +70°C
(Option M)	-20°C to +70°C
(Option X)	-40°C to +85°C
Storage:	-45°C to 90°C
Input Voltage:	3.3V ±5%
Input Current:	15mA Typical, 25mA Max
Input Current (Disabled Mode):	1.5mA Max
Input: Modulation Bandwidth:	>10 kHz @ -3 dB
Impedance:	50 kOhm
Control Voltage:	1.65V ±1.65V
Tuning Sensitivity:	+85 ppm/V Typical
Frequency Pulling:	±100ppm Min
Output:	HCMOS
Symmetry:	40/60% Max @ 50%Vcc
Rise/Fall Time:	3nsec Max @ 20% to 80% Vcc
Logic:	"0" = 10% Vcc Max "1" = 90% Vcc Min
Load:	15pF
Output Current:	±24mA Max
Disable Time:	200ns Max
Start-up Time:	1ms Typical, 2ms Max
Pin 1 Disable Current:	-350µA Max
Phase Noise:	-90 dBc/Hz Typical, -85 dBc/Hz Max at 10Hz offset
Phase Noise Floor:	-168 dBc/Hz Typical, -165 dBc/Hz Max
Sub-harmonics:	None
Aging:	<3ppm 1 st year, <1ppm thereafter

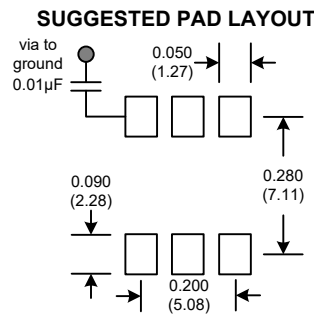
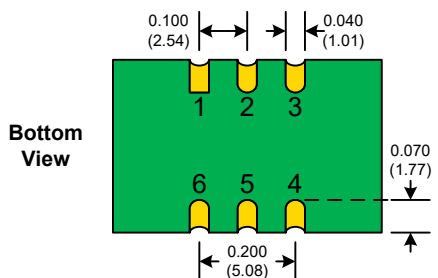
Mechanical:	
Shock:	MIL-STD-883, Method 2002, Condition B
Solderability:	MIL-STD-883, Method 2003
Vibration:	MIL-STD-883, Method 2007, Condition A
Solvent Resistance:	MIL-STD-202, Method 215
Resistance to Soldering Heat:	MIL-STD-202, Method 210, Condition I or J
Environmental:	
Thermal Shock:	MIL-STD-883, Method 1011, Condition A
Moisture Resistance:	MIL-STD-883, Method 1004

Developed Frequencies
22.5792 MHz
24.576 MHz
45.1584 MHz
49.152 MHz



RECOMMENDED REFLOW SOLDERING PROFILE
900034 (See App Note listed on website)

<http://www.crystek.com/specification/reflow/900034.pdf>



Tri-State/Standby Function	
Function pin 2	Output pin
Open	Active
"1" level 0.7×Vcc Min	Active
"0" level 0.3×Vcc Max	High Z

PIN	Function
1	Control Volt
2	E/D
3	GND
4	OUT
5	NC
6	Vcc

PAD FINISH: Immersion Gold (ENIG); 5 micro inches maximum

Rev: J
Date: 27-Nov-2017
Page 2 of 2

Specifications subject to change without notice.