


Ultra-Low Noise LVPECL VCXO

with -162 dBc/Hz Noise Floor!

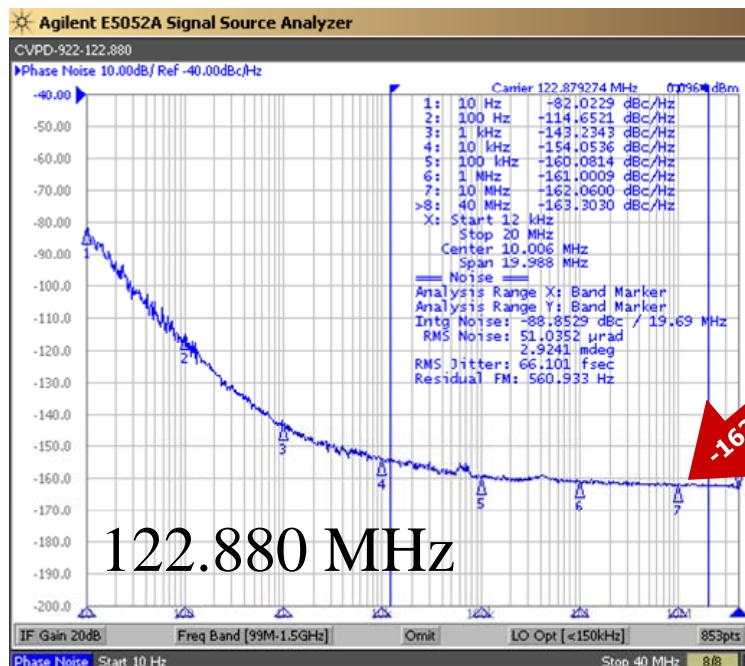
CVPD-922 Model

9x14 mm SMD, 3.3V, LVPECL

Frequency Range:	40 MHz to 125 MHz
Frequency Pulling:	±20ppm APR Min
Temperature Range:	0°C to 70°C
(Option X)	-40°C to 85°C
Storage:	-45°C to 90°C
Input Voltage:	3.3V ±0.3V
Input Current:	88mA Max
Output:	Differential LVPECL
Symmetry:	45/55% Max @ zero crossing point
Rise/Fall Time:	1ns Max (20% to 80%)
Linearity:	±10% Max
Logic:	Terminated to Vcc-2V into 50 ohms
	"0" = Vcc-1.85V Min, Vcc-1.62V Max
	"1" = Vcc-1.02V Min, Vcc-0.81V Max
Disable Time:	200ns
Start-up Time:	1ms Typical, 2ms Max
Input:	
Modulation Bandwidth:	>10kHz @ -3dB
Input Impedance:	51 kΩ
Control Voltage:	1.65V ±1.65V
Tuning Sensitivity:	+25ppm/V Typical
Phase Jitter:	12 kHz to 20 MHz 85 femtoseconds Typical @ 100 MHz
Phase Noise @ 100 MHz:	
10 Hz	-85 dBc/Hz Typical
100 Hz	-115 dBc/Hz Typical
1 kHz	-145 dBc/Hz Typical
10 kHz	-155 dBc/Hz Typical
100 kHz	-160 dBc/Hz Typical
1 MHz	-162 dBc/Hz Typical
10 MHz	-162 dBc/Hz Typical
Aging:	<3ppm 1 st year, <1ppm every year thereafter



The CVPD-922 represents our lowest phase noise LVPECL VCXO family. Close-in phase noise has been reduced to -85 dBc/Hz @ 10 Hz offset while the noise floor is at -162 dBc/Hz which leads the industry for an LVPECL VCXO.



Rev: E
Date: 30-Mar-2016
Page 1 of 2

Specifications subject to change without notice.

Ultra-Low Noise LVPECL VCXO

with -162 dBc/Hz Noise Floor!

CVPD-922 Model
9x14 mm SMD, 3.3V, LVPECL

Crystek Part Number Guide

CVPD-922 X - 100.000

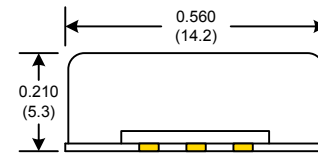
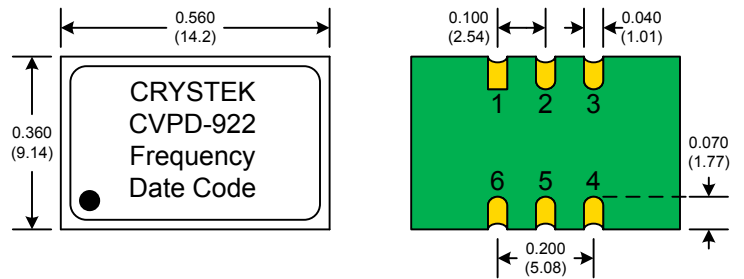
#1 #2 #3 #4

#1 Crystek 9x14 SMD PECL VCXO
#2 Model 922
#3 Temp. Range: Blank = 0/70°C, X = -40/85°C
#4 Frequency in MHz: 3 or 6 decimal places

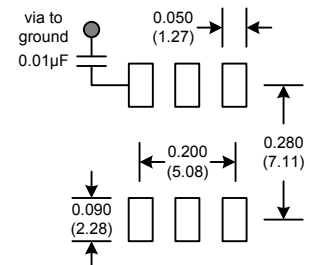
Example:
CVPD-922X-100.000 = 3.3V, 45/55, -40/85°C, 100.000 MHz

Enable/Disable Function

Pin 2	Output Pin
Open	Active
"0" level Vcc-1.620V Max	Disabled
"1" level Vcc-1.025V Min	Active



SUGGESTED PAD LAYOUT



PIN	Function
1	Control Volt
2	E/D
3	GND
4	OUT
5	COUT
6	Vdd

RECOMMENDED REFLOW SOLDERING PROFILE 900034 (See App Note listed on website)

<http://www.crystek.com/specification/reflow/900034.pdf>

Enable/Disable	
Pin 2 Input	Output Pin
Open	Active
"1" level 2.0V Min	Active
"0" level 0.8V Max	High Z

Mechanical:

Shock: MIL-STD-883, Method 2002, Condition B
Solderability: MIL-STD-883, Method 2003
Vibration: MIL-STD-883, Method 2007, Condition A
Solvent Resistance: MIL-STD-202, Method 215
Resistance to Soldering Heat: MIL-STD-202, Method 210, Condition I or J

Environmental:

Thermal Shock: MIL-STD-883, Method 1011, Condition A
Moisture Resistance: MIL-STD-883, Method 1004

Packaging:

Tape/Reel: 100ea, 250ea, 500ea 24mm Tape

Rev: E

Date: 30-Mar-2016

Page 2 of 2