
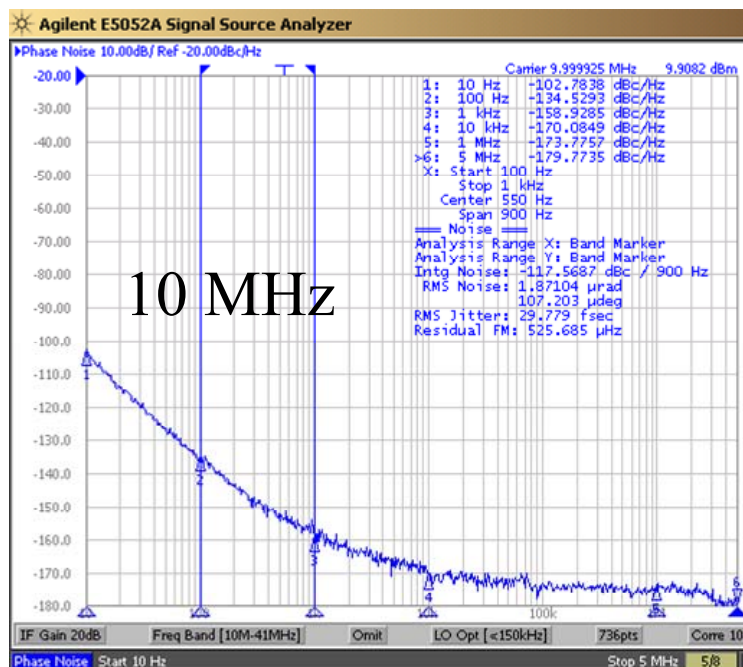


CVSS-945 Model 9×14 mm SMD, 5.0V, SineWave



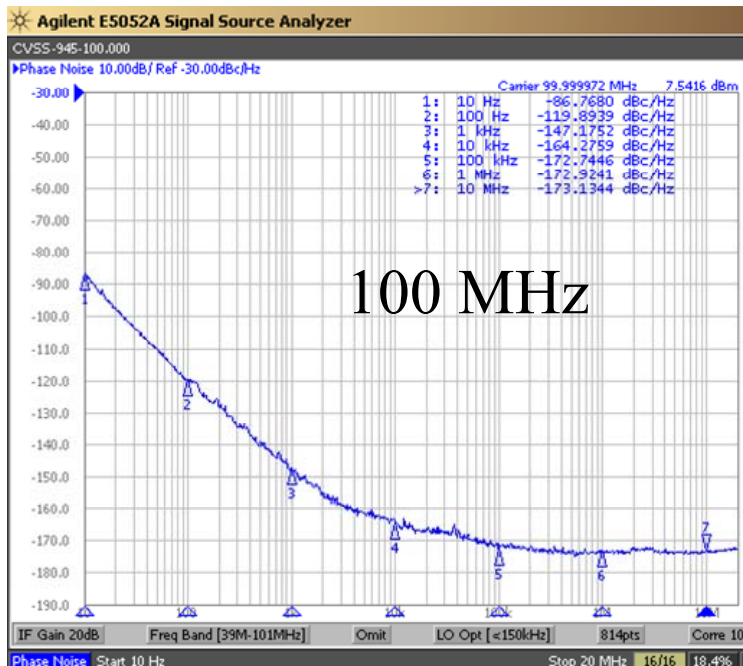
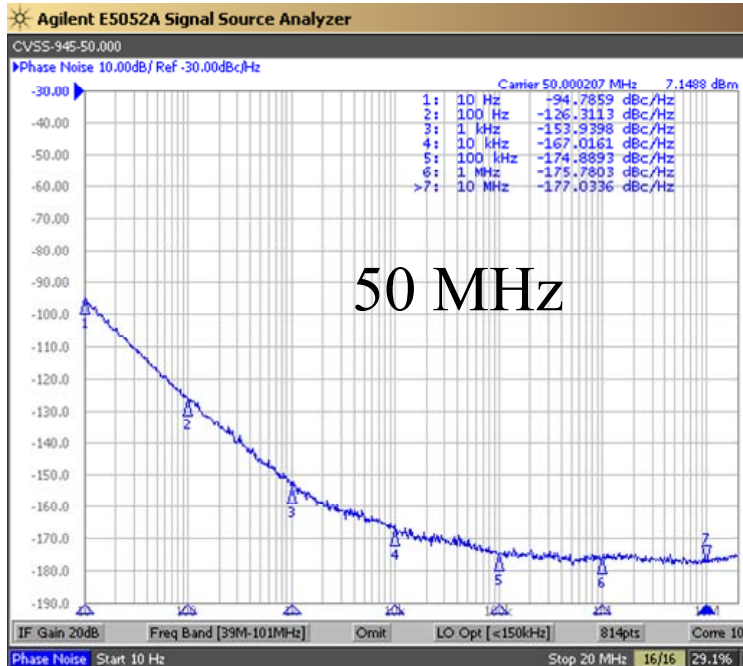
Frequency Range:	10 MHz to 125 MHz
Temperature Range:	0°C to 70°C
(Option X)	-40°C to 85°C
Storage:	-45°C to 90°C
Input Voltage:	5.0V ± 0.5V
Control Voltage:	2.5V ± 2.5V
Settability At Nominal:	2.5V ± 0.5V
Tuning Sensitivity (Kv):	+25 ppm/V Typical (Positive Slope)
Input Current:	35mA Max
Output:	True SineWave
Pullability APR:	±20ppm Min
Linearity:	±10% Max
Output Power:	+5 dBm Min, +7 dBm Typical
Start-up time:	2ms Typical, 5ms Max
Load:	50 Ω
2nd Harmonic:	-25 dBc Max
Sub-harmonics:	None
Modulation BW:	>10kHz @ -3dB
Phase Noise Typical:	10Hz -85 dBc/Hz
(@100MHz)	100Hz -120 dBc/Hz
	1kHz -145 dBc/Hz
	10kHz -162 dBc/Hz
	100kHz -170 dBc/Hz
	1MHz -170 dBc/Hz
Aging:	<3ppm 1 st year, <1ppm every year thereafter



Rev: L
Date: 13-Mar-2017
Page 1 of 3

Specifications subject to change without notice.

CVSS-945 Model
9×14 mm SMD, 5.0V, SineWave



Rev: L
Date: 13-Mar-2017
Page 2 of 3

Ultra-Low Phase Noise SineWave VCXO

CVSS-945 Model
9×14 mm SMD, 5.0V, SineWave

Crystek Part Number Guide

CVSS-945 X-125.000

#1 #2 #3 #4

#1 Crystek 9×14 SMD SineWave VCXO
#2 Model 945 = Ultra Low Noise 5.0V
#3 Temp. Range: Blank = 0/70°C, X = -40/85°C
#4 Frequency in MHz: 3 or 6 decimal places

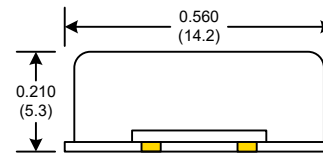
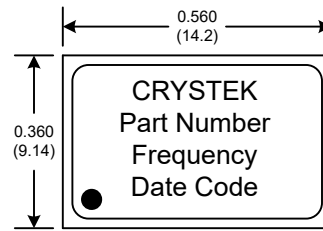
Example:
CVSS-945X-125.000 = 5.0V, -40/85°C, 125.000 MHz

Standard Frequencies MHz

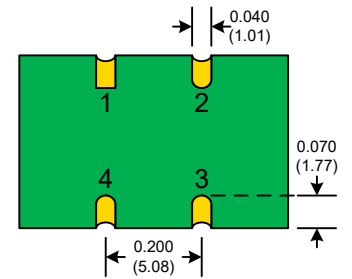
10.000
50.000
80.000
100.000
122.880
125.000

RECOMMENDED REFLOW SOLDERING PROFILE 900034 (See App Note listed on website)

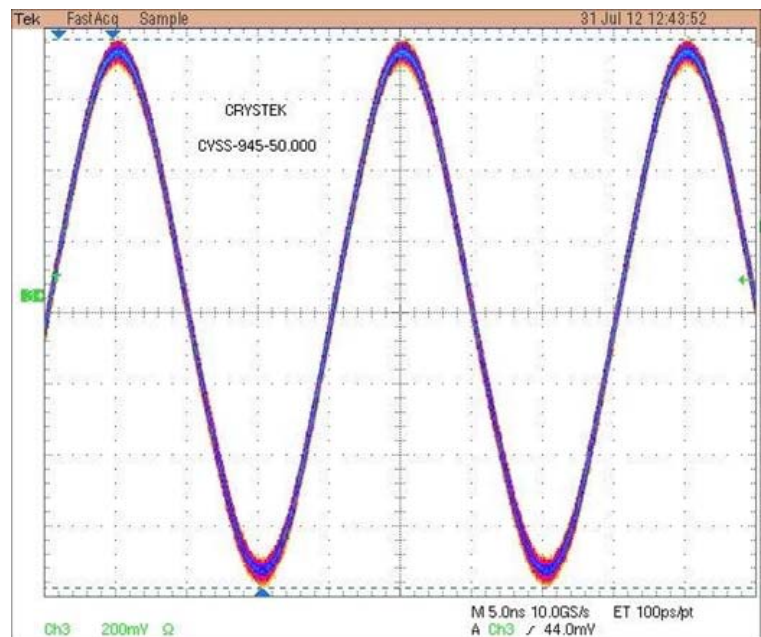
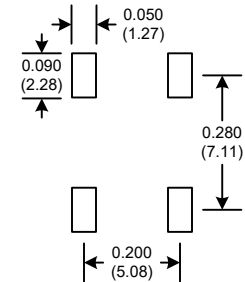
<http://www.crystek.com/specification/reflow/900034.pdf>



Pad	Connection
1	Volt Cont.
2	GND
3	OUT
4	Vdd



SUGGESTED PAD LAYOUT



Mechanical:

Shock:
Solderability:
Vibration:
Solvent Resistance:
Resistance to Soldering Heat:

MIL-STD-883, Method 2002, Condition B
MIL-STD-883, Method 2003
MIL-STD-883, Method 2007, Condition A
MIL-STD-202, Method 215
MIL-STD-202, Method 210, Condition I or J

Environmental:

Thermal Shock:
Moisture Resistance:

MIL-STD-883, Method 1011, Condition A
MIL-STD-883, Method 1004

Packaging:

Tape/Reel:

100ea, 250ea, 500ea 24mm Tape

Rev: L

Date: 13-Mar-2017

Page 3 of 3