


The ECS-SR-B Series SMD ceramic resonator includes built in capacitors for reduced component count. The SMD Ceramic resonator is an excellent low cost frequency control solution when absolute frequency accuracy is not important.

Request a Sample

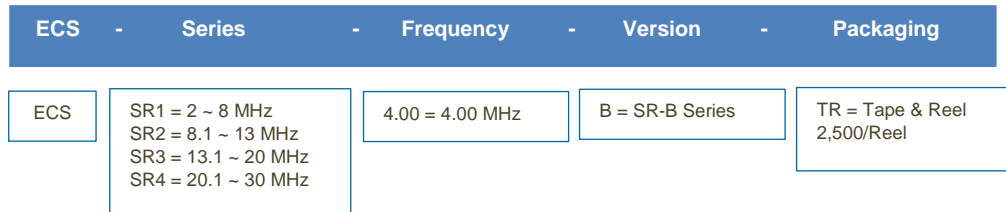
OPERATING CONDITIONS / ELECTRICAL CHARACTERISTICS



Part Number *	Frequency Range (MHz)	Frequency Accuracy @25°C (%)	Frequency Stability -20 ~ +80°C (%)	Aging for Ten Years (%)	ESR (Ω) MAX	Built-in Capacitance (C1 & C2)	Insulation Resistance @ 10VDC
ECS-SR1-□.□□-B	2.00 ~ 8.00	±0.5	±0.3	±0.3	40	30 pF	100 M Ω Min.
ECS-SR2-□.□□-B	8.10 ~ 13.00	±0.5	±0.3	±0.3	40	30 pF	100 M Ω Min.
ECS-SR3-□.□□-B	13.10 ~ 20.00	±0.5	±0.3	±0.3	30	30 pF	100 M Ω Min.
ECS-SR4-□.□□-B	20.10 ~ 30.00	±0.5	±0.3	±0.3	55	30 pF	100 M Ω Min.

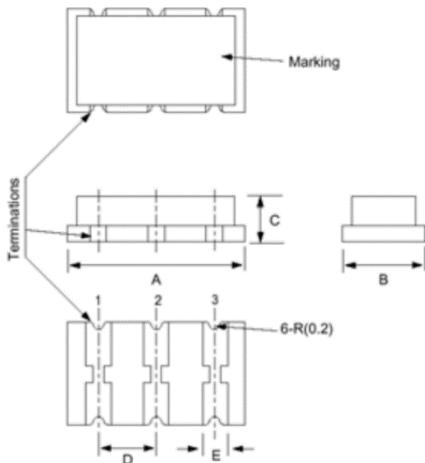
Complete part number to include frequency

Part Numbering Guide: ECS-SR1-4.00-B-TR



- Low Profile SMD package
- RoHS Compliant (Note 7 Exemption)
- Built-in Load Capacitor
- Tape and Reel Packaging

Package Dimensions (mm)



Pin Connections	
#1	In/Out
#2	Ground
#3	Out/In

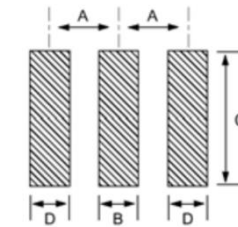


Figure 2) Land Pattern

Figure 1) Top, Side, Bottom, and End Views

Package Type	Dimensions (mm)				
	A	B	C	D	E
ECS-SR1	7.5	3.3	2.2	2.5	1.5
ECS-SR2	8.3	3.5	1.8	2.5	1.0
ECS-SR3	6.0	3.5	1.8	1.9	1.2
ECS-SR4	6.0	5.0	1.8	1.9	1.2

Package Type	Dimensions (mm)			
	A	B	C	C
ECS-SR1	2.5	1.5	4.0	1.7
ECS-SR2	2.5	1.2	4.7	1.2
ECS-SR3	1.9	1.2	4.2	1.2
ECS-SR4	1.9	1.2	5.5	1.2