

FEATURES

- Low jitter <0.6ps phase jitter
- Wide frequency Range 10.0MHz to 1450.0MHz
- Quick delivery leadtime
- Low supply current <15mA at 10MHz
- Supply voltage 2.5 or 3.3Volts
- Tristate function to conserve power



(*536' package displayed)



DESCRIPTION

'GPQN' series oscillators are a precision frequency control component, providing a LVPECL output VCXO with low current consumption, a wide frequency range with an integrated phase jitter performance of 0.6ps r.m.s. The part is available in two industry-standard packages, 7 x 5mm SMD and 5 x 3.2mm SMD.

GENERAL SPECIFICATION

Output Logic Type:	LVPECL
Frequency Range:	10.0MHz to 1450.0MHz
Load:	Differential
Power Supply Voltage:	2.5±5%VDC or +3.3±10%VDC
Output Voltage 'HIGH':	V _{DD} -1.03V min., V _{DD} -0.6V max.
Output Voltage 'LOW':	V _{DD} -1.85V min., V _{DD} -1.6V max.
Frequency Stability:	±50ppm over -40° to +85°C*
Duty Cycle:	50%±2%
Rise/Fall Time:	250ps maximum**
Current Consumption @+2.5V _{DD}	
100.000MHz:	46mA
250.000MHz:	48mA
500.00MHz:	53mA
750.00MHz:	56mA
1.0GHz:	60mA
1.35GHz:	65mA
Current Consumption @+3.3V _{DD}	
100.000MHz:	48mA
250.000MHz:	50mA
500.00MHz:	55mA
750.00MHz:	59mA
1.0GHz:	62mA
1.35GHz:	68mA
Current with output disabled:	16mA typical
Start-up Time:	10ms maximum
Ageing:	±2ppm max., first year, ±10ppm max. over 10 years.
OE Control on Pad 2	
Enable:	0.7% V _{DD} min., or no connection
Disable:	0.3%V _{DD} max., (high impedance).
Output Enable Time:	200ns max.
Output Disable Time:	50ns max.
Phase Jitter r.m.s.:	0.6ps typical (12kHz to 20MHz)
Phase Jitter r.m.s.:	<100fs (1.875MHz to 20MHz)

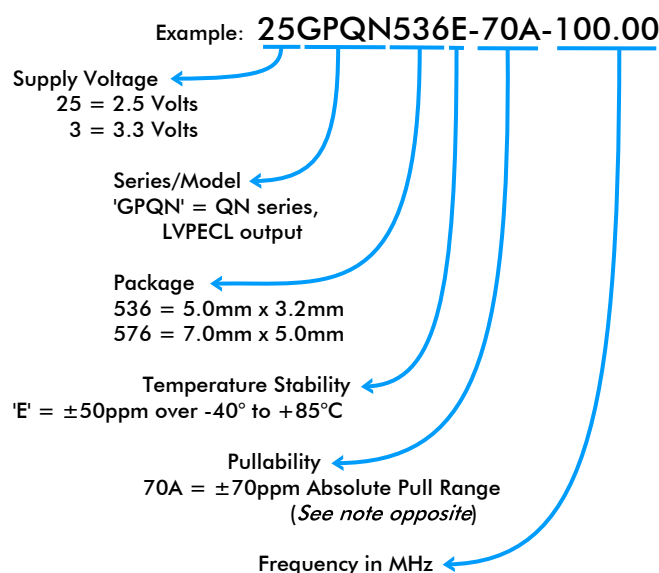
Notes:

- * Stability code for ±50ppm over -40° to +85°C is 'E.' Other stabilities are available, contact Euroquartz for details.
- * **Absolute Pull Range (APR)**
APR guarantees the PLL remains locked (enough frequency deviation range) taking into account all the conditions of a VCXO. These conditions include frequency tolerance, frequency-temperature stability, load variation, supply voltage variation and ageing of the VCXO (known as "Total VCXO Frequency Errors"). Therefore APR in ppm = (Total frequency deviation of the VCXO in ppm) - (Total frequency errors of the VCXO in ppm)
- ** Rise/Fall times are measured between 10% to 90%V_{DD}

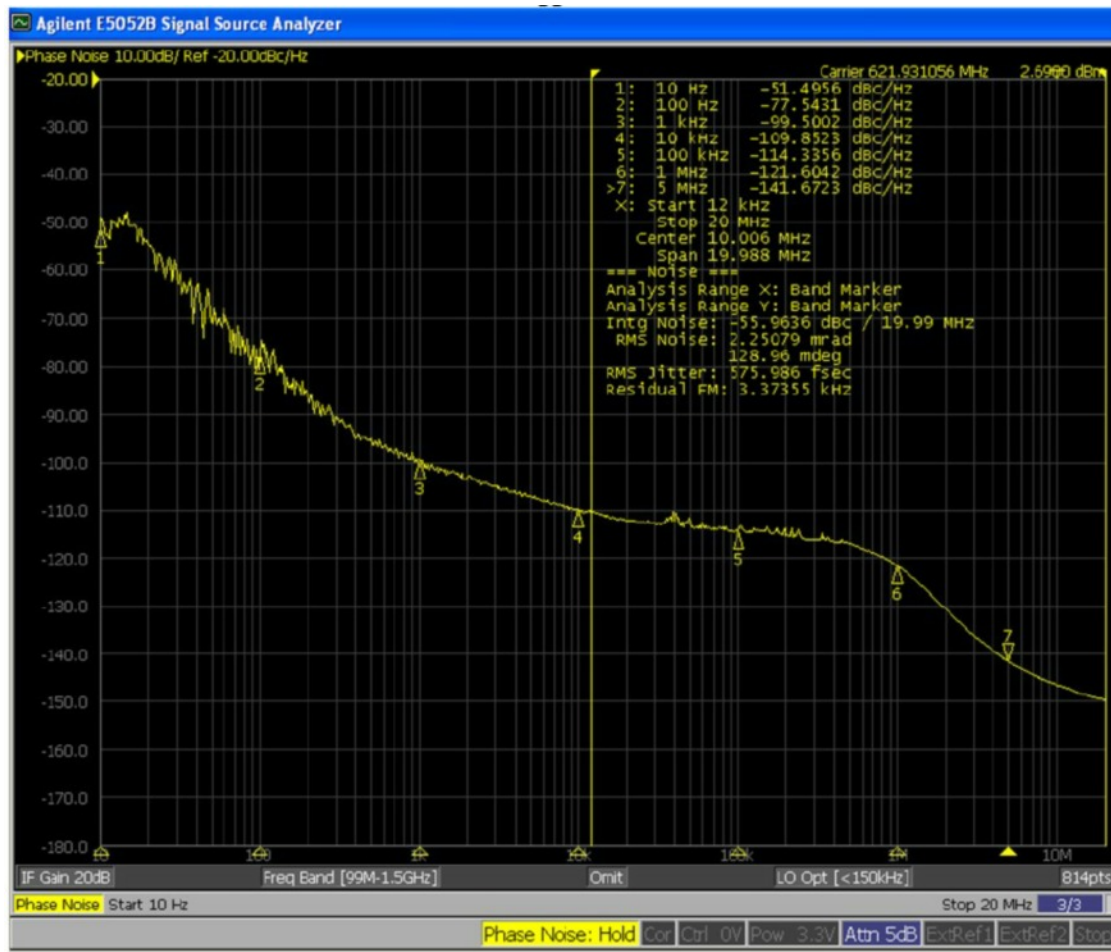
CONTROL VOLTAGE FUNCTION (Pad 1)

Supply Voltage (V _{DD})	+2.5 Volts	+3.3 Volts
VCON Centre:	+1.25 Volts	+1.65 Volts
V. Control Range:	+0.2V~+2.3V	+0.3V~+3.0V
Absolute Pulling Range (APR):	±70ppm	
Linearity:	±3% typical, ±10% max.	
Transfer Function:	Positive transfer	
Absolute Voltage:	2.8 Volts Max.	4.0 Volts max.
Input Impedance:	1MΩ typical	
Bandwidth:	50kHz min., measured at -3dB	

PART NUMBERING



GPQN SERIES PHASE NOISE & PHASE JITTER DATA

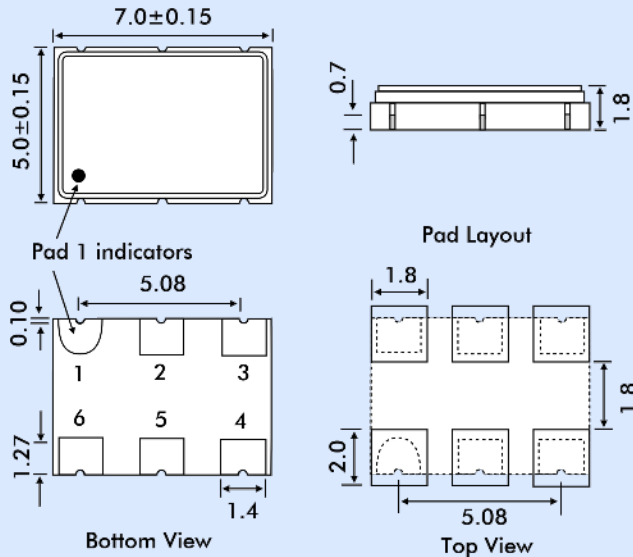


GPQN SERIES PHASE NOISE & PHASE JITTER DATA

Frequency (MHz)	77.76	122.88	125.00	156.25	212.5	491.25	655.08	1000	1250
SSB Phase Noise Data (dBc/Hz typical)									
10Hz offset	-74	-68	-69	-67	-53	-56	-51	-46	-32
100Hz offset	-104	-98	-97	-92	-86	-87	-77	-80	-68
1kHz offset	-121	-114	-114	-112	-109	-101	-99	-96	-94
10kHz offset	-130	-123	-124	-121	-118	-110	-109	-105	-103
100kHz offset	-134	-127	-129	-124	-121	-113	-114	-108	-105
1MHz offset	-140	-138	-136	-136	-133	-125	-121	-116	-114
5MHz offset	-157	-155	-154	-153	-151	-143	-141	-135	-136
Phase Jitter (ps) (12kHz ~ 20MHz. r.m.s.)	0.5	0.6	0.5	0.6	0.6	0.6	0.5	0.7	0.6

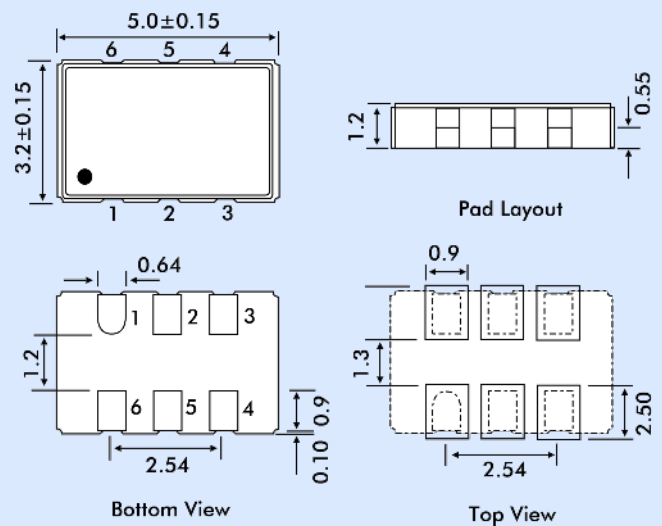
OUTLINE & DIMENSIONS

7.0 x 5.0mm SMD Package



- Pad Connections**
- 1 Control Voltage
 - 2 OE High Enable
 - 3 Ground
 - 4 Output
 - 5 No connection
 - 6 Supply Voltage

5.0 x 3.2mm SMD Package



- Pad Connections**
- 1 Control Voltage
 - 2 OE High Enable
 - 3 Ground
 - 4 Output
 - 5 No connection
 - 6 Supply Voltage

ENVIRONMENTAL PERFORMANCE SPECIFICATION

Environmental Approvals	RoHS Compliant, Pb (lead) free in accordance with EU Directive 2002/95/EC 6/6 (2002/95EC) and WEEE (2002/96/EC). Free of halide, cadmium, hexavalent chromium, lead, mercury, PBBs and PBDEs
Moisture sensitivity Level	Level 1 (infinite) according to IPC/JEDEC J-STF-020D.1
Second Level Interconnect	'e4
Storage Temperature Range	-55° to +125°C
Humidity	85%RH, 85°C, 48 hours
Fine Leak / Gross Leak	MIL-STD-202F Method 1014, Cond. A / MIL-STD-883, Method 1014, Cond C.
Solderability	MIL-STD-202F method 208E
Reflow	260°C for 10s. 2 times
Vibration	MIL-STD-202F Method 204, 35g, 50 to 2000Hz
Shock	MIL-STD-202F, Method 213B, Test Cond. E, 1000gg 1/2 sine wave.
Resistance to Solvents	MIL-STD-202, Method 215
Temperature Cyscling	MIL-STD-883, Method 1010
ESD Rating	Human Body Model (HBM): 1500 V minimum.
Pad Surface Finish	Gold (Au)(0.3µm of 1.0µm) over nickel (Ni)(1.27µm to 8.89µm)
Weight of the Device	576 package: 0.18gm typical, 536 package: 0.09gm typical.

