



7.5x5mm Ceramic SMD Crystal

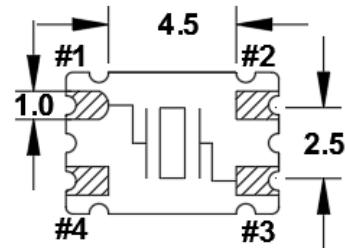
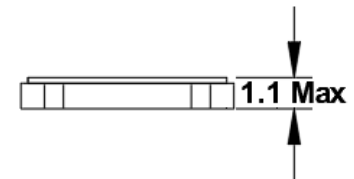
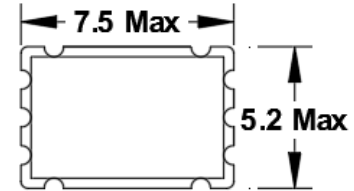
C7BS

(former FD)

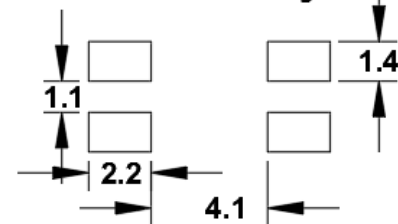
DATASHEET

Tolerances down to ± 10 PPM
 Stabilities down to ± 5 PPM
 Operating Temperature Range to $-40^{\circ}\text{C} \sim +85^{\circ}\text{C}$
 Fundamental (Inverted Mesa) 50-218 MHz

• SPECIFICATIONS	
PARAMETERS	MAX (unless otherwise noted)
Frequency Range (F_0)	6.000 ~ 218.000 MHz
Frequency Tolerance @ 25°C	(See options on page 2)
Frequency Stability, ref @ 25°C	(See options below)
Temperature Range	
Operating (T_{OPR})	(See options below)
Storage (T_{STG})	$-55^{\circ}\text{C} \sim +125^{\circ}\text{C}$
Shunt Capacitance (C_0)	5 pF
Load Capacitance (C_L)	(See options on page 2)
Drive Level	
6.000 ~ 160.000 MHz (Fund to 50MHz, 3rd OT, 5th OT)	0.5 mW
50.000 ~ 218 MHz (Fund Inverted Mesa)	0.1 mW
Aging per year	± 5 PPM
Maximum Soldering Temp / Time	$260^{\circ}\text{C} / 10$ Seconds
Moisture Sensitivity Level (MSL)	1
Termination Finish	Au
Seal Method	Seam Seal
Lead (Pb) Free	Yes
RoHS Compliant	Yes



Recommended Solder Pad Layout



Note: Dimensional drawing is for reference to critical specifications defined by size measurements.
 Certain non-critical visual attributes, such as side castellations, etc. may vary.

Frequency Range (MHz)	Operating Mode	Max ESR
6.000 ~ 10.000	Fundamental	110
10.000001 ~ 16.000	Fundamental	60
16.000001 ~ 50.000	Fundamental	40
50.000001 ~ 218.000	Fundamental (Inv. Mesa)	30
28.000 ~ 176.000	3 rd OT	60
84.000 ~ 200.000	5 th OT	80

•Standard Operating Temperatures and Stabilities

Operating Temperature	± 5 PPM	± 10 PPM	± 15 PPM	± 20 PPM	± 25 PPM	± 30 PPM	± 50 PPM
$-10 \sim +60^{\circ}\text{C}$	O	O	O	O	O	O	O
$-20 \sim +70^{\circ}\text{C}$	Δ	O	O	O	O	O	O
$-40 \sim +85^{\circ}\text{C}^{**}$	X	X	O	O	O	O	O

Key: O=Available, X=Not Available, Δ =Consult Fox Technical Support

<p>© Copyright 2017 Fox Electronics, All rights reserved</p>	Title / Description: C7BS SERIES STANDARD SPECIFICATIONS		
	Drawing Number: 100876		Size: A
	Part Number:		Cage: 61429
	Draftsperson: CMR	Approved: SM	Revision Date: 01/12/2017



7.5x5mm Ceramic SMD Crystal C7BS

(former FD)

DATASHEET

• TAPE SPECIFICATIONS (millimeters)								• REEL SPECIFICATIONS (millimeters)							
MODEL	A	B	C	D	E	F	STD Reel QTY	MODEL	G	H	I	J	K	L	M
C7BS	∅1.5	4.0	8.0	7.5	16.	1.7	1,000	C7BS	2.0	∅13	∅21	∅80	∅250	17.5	2.0

Available Options & Part Identification for Automotive Crystal Model C7BS

F C7BS B B M D 25.0

F	C7BS	B	B	M	D	25.0
FOX	Model Number	Tolerance B = 50 PPM C = 30 PPM D = 25 PPM E = 20 PPM F = 15 PPM H = 10 PPM	Stability B = 50 PPM C = 30 PPM D = 25 PPM E = 20 PPM F = 15 PPM H = 10 PPM L = 5 PPM	Load Capacitance A = Series E = 10 pF G = 12 pF J = 15 pF K = 16 pF L = 18 pF M = 20 pF N = 20 pF	Operating Temperature D = -10 ~ +60°C F = -20 ~ +70°C M = -40 ~ +85°C	Frequency (MHz)

*Other tolerances, stabilities, & operating temperatures available. Consult Fox Customer Service for specific requirements.



Corporate Headquarters
5570 Enterprise Parkway
Fort Myers, FL 33905
<http://www.FOXONLINE.com>

Sales
1-888-GET-2-FOX (1-888-438-2369) or
1-239-693-0099
<http://www.FOXONLINE.com/repdisty>

Tech Support
<http://www.FOXONLINE.com/email>

PRODUCT USE: Fox Electronics reserves the right to modify the products and/or specifications described herein at any time and at Fox Electronics' sole discretion. All information in this document, including descriptions of product features and performance, is subject to change without notice. Performance specifications and the operating parameters of the described products are determined in the independent state and are not guaranteed to perform the same way when installed in customer products. The information contained herein is provided without representation or warranty of any kind, whether express or implied, including, but not limited to, the suitability of Fox Electronics' products for any particular purpose, an implied warranty of merchantability, or non-infringement of the intellectual property rights of others. This document is presented only as a guide and does not convey any license under intellectual property rights of Fox Electronics or any third parties.

Fox Electronics' products are not intended for use in applications involving extreme environmental conditions or in life support systems or similar devices where the failure or malfunction of a Fox Electronics product can be reasonably expected to significantly affect the health or safety of users. Anyone using a Fox Electronics product in such a manner does so at their own risk, absent an express, written agreement by Fox Electronics.

Fox Electronics and the Fox logo are registered trademarks of Fox Electronics. Product specification is subject to change without notice. Other trademarks and service marks used herein, including protected names, logos and designs, are the property of Fox Electronics or their respective third party owners.

For datasheet type definitions and a glossary of common terms, visit <http://www.foxonline.com/tgcrystals.html>.



© Copyright 2017 Fox Electronics. All rights reserved

Title / Description: C7BS SERIES STANDARD SPECIFICATIONS		
Drawing Number: 100876	Size: A	
Part Number:	Cage: 61429	
Draftsperson: CMR	Approved: SM	Revision Date: 01/12/2017