

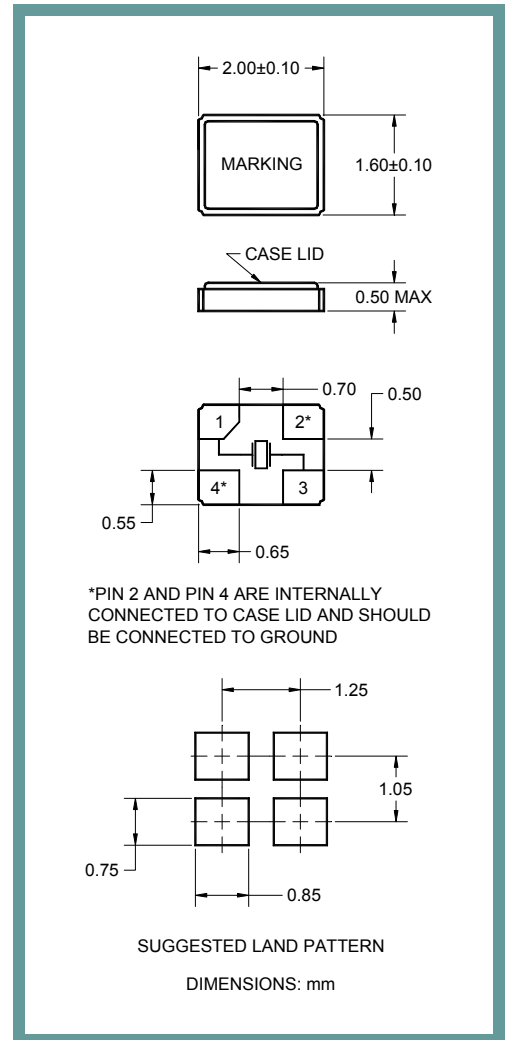
Product Features:

Low Cost SMD Package
Ultra Miniature Package
Compatible with Leadfree Processing

Applications:

Fibre Channel
Server & Storage
Sonet /SDH
802.11 / Wifi
T1/E1, T3/E3

Frequency	16.0 MHz to 72.0 MHz
ESR (Equivalent Series Resistance)	16.0 MHz – 23.9 MHz 24.0 MHz – 25.9 MHz 26.0 MHz – 39.9 MHz 40.0 MHz – 60.0 MHz 60.0 MHz – 72.0 MHz
	150 Ω Max. 80 Ω Max. 60 Ω Max. 60 Ω Max 60 Ω Max
Shunt Capacitance (C0)	3 pF Max.
Frequency Tolerance @ 25° C	±30 ppm Standard (see Part Number Guide for more options)
Frequency Stability over Temperature	±50 ppm Standard (see Part Number Guide for more options)
Crystal Cut	AT Cut
Load Capacitance	18 pF Standard
Drive Level	100 µW Max.
Aging	±5 ppm Max. / Year Standard
Temperature	
Operating	0° C to +70° C Standard (see Part Number Guide for more options)
Storage	-40° C to +85° C Standard

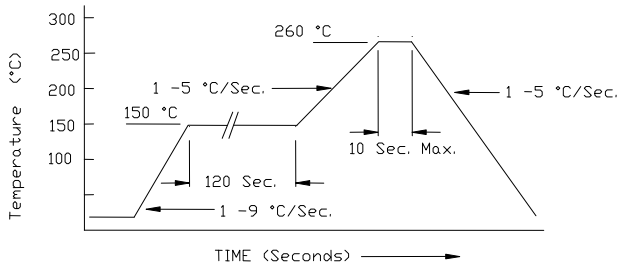


Part Number Guide		Sample Part Number: ILCX19 - FB1F18 - 20.000				
Package	Tolerance (ppm) at Room Temperature	Stability (ppm) over Operating Temperature	Operating Temperature Range	Mode (overtone)	Load Capacitance (pF)	Frequency
ILCX19 -	B = ±50 ppm	B = ±50 ppm	0 = 0°C to +50°C	F = Fundamental	18 pF Standard Or Specify	- 20.000 MHz
	F = ±30 ppm	F = ±30 ppm	1 = 0°C to +70°C			
	G = ±25 ppm	G = ±25 ppm	2 = -10°C to +60°C			
	H = ±20 ppm	H = ±20 ppm	3 = -20°C to +70°C			
	I = ±15 ppm	I = ±15 ppm**	5 = -40°C to +85°C			
J = ±10 ppm*	J = ±10 ppm**	9 = -10°C to +50°C				

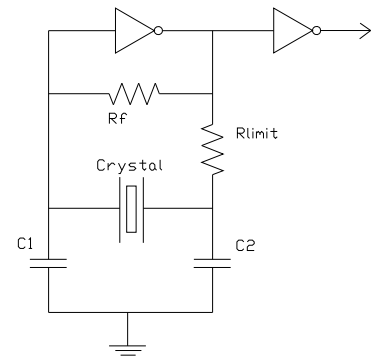
* Not available at all frequencies. ** Not available for all temperature ranges.

Pb Free Solder Reflow Profile:

Typical Circuit:



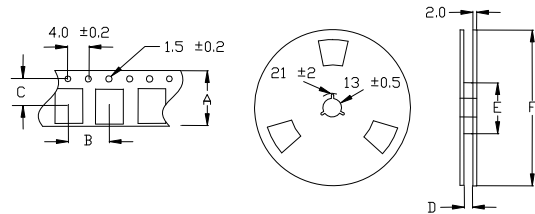
*Units are backward compatible with 240C reflow processes



Package Information:

MSL = 1
Termination = e4 (Au over Ni over W base metal).

Tape and Reel Information:



Quantity per Reel	3000
A	8 +/- .3
B	4 +/- .2
C	3.5 +/- .2
D	9 +/- 1 or 12 +/- 3
E	60 / 80
F	180

Environmental Specifications

Thermal Shock	MIL-STD-883, Method 1011, Condition A
Moisture Resistance	MIL-STD-883, Method 1004
Mechanical Shock	MIL-STD-883, Method 2002, Condition B
Mechanical Vibration	MIL-STD-883, Method 2007, Condition A
Resistance to Soldering Heat	J-STD-020C, Table 5-2 Pb-free devices (except 2 cycles max)
Hazardous Substance	Pb-Free / RoHS / Green Compliant
Solderability	JESD22-B102-D Method 2 (Preconditioning E)
Terminal Strength	MIL-STD-883, Method 2004, Test Condition D
Gross Leak	MIL-STD-883, Method 1014, Condition C
Fine Leak	MIL-STD-883, Method 1014, Condition A2, R1=2x10 ⁻⁸ atm cc/s
Solvent Resistance	MIL-STD-202, Method 215

Marking

Line 1: I, Date Code (yww)