

ISSUE 13; April 2016

Description

- Through-hole cylinder crystal in a press-sealed metal can, suitable for real time clock applications
Available in two sizes, 3x8mm and 2x6mm
Please see our CFPX-56 for a SMD alternative
- 2X6 -2X6
- Leaded crystal in a press sealed metal can 2 x 6mm
- 3X8 -3X8
- Leaded crystal in a press sealed metal can 3 x 8mm

Frequency Parameters

- Frequency 32.768kHz
- Frequency Tolerance $\pm 10.00\text{ppm}$ to $\pm 20.00\text{ppm}$
- Tolerance Condition @ 25°C
- Ageing $\pm 5\text{ppm}$ max per year @ 25°C

Electrical Parameters

- Load Capacitance (CL) 6.0pF to 12.5pF
- Shunt Capacitance (C0) 2.5pF typ
- Drive Level 1.0 μ W max

Operating Temperature Ranges

- 20 to 70°C

Environmental Parameters

- Drop: 75cm drop (3 times) onto hard wooden board
- Operable Temperature Range: -40 to 85°C
- Storage Temperature Range: -40 to 85°C

Ordering Information

- Frequency*
- Model*
- Variant*
- Frequency Tolerance (@ 25°C)*
- Load Capacitance*
(*minimum required)
- Example
32.768kHz WATCH-3x8
20I-/12.5

Compliance

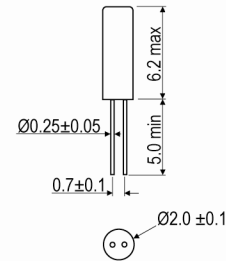
- RoHS Status (2011/65/EU) Compliant
- REACH Status Compliant
- MSL Rating (JDEC-STD-033): Not Applicable

Packaging Details

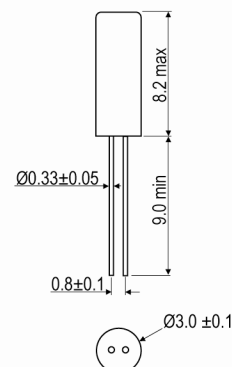
- Pack Style: Bulk Loose in bulk pack
- Pack Size: 1,000



Outline (mm) -2X6 = -2X6



Outline (mm) -3X8 = -3X8



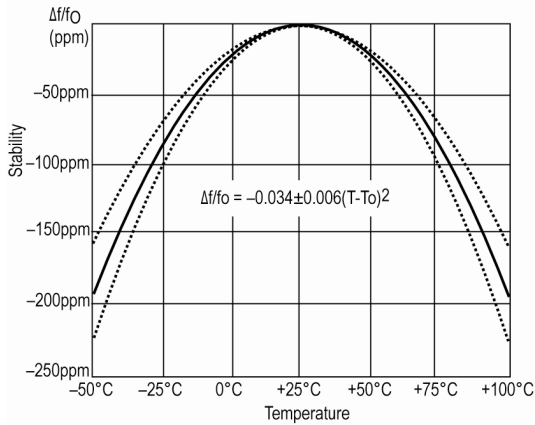
Sales Office Contact Details:

UK: +44 (0)1460 270200
Germany: 0800 1808 443

France: 0800 901 383
USA: +1.760.318.2824

Email: info@iqdfrequencyproducts.com
Web: www.iqdfrequencyproducts.com

Typical Frequency Stability Characteristics



Electrical Specification - maximum limiting values

Frequency	Temperature Range	Stability (Min)	Over Tone Order	ESR
	°C	ppm		Ω
32.768000kHz	-20 to 70	-	Fundamental	50,000

Sales Office Contact Details:

UK: +44 (0)1460 270200
Germany: 0800 1808 443

France: 0800 901 383
USA: +1.760.318.2824

Email: info@iqdfrequencyproducts.com
Web: www.iqdfrequencyproducts.com