

ISSUE 5; June 2016

Description

- Low supply current crystal oscillators
Ceramic package with a seam sealed metal lid, hermetically sealed
Please see our CFPS-9 package for standard 5 x 3.2 oscillators

Frequency Parameters

- Frequency: 1.8MHz to 50.0MHz
- Frequency Stability: $\pm 25.00\text{ppm}$ to $\pm 100.00\text{ppm}$
- Ageing: $\pm 3\text{ppm}$ max per year

Electrical Parameters

- Supply Voltage: $3.3\text{V} \pm 5\%$
- Standby Current: $1\mu\text{A}$ max

Operating Temperature Ranges

- 10 to 70°C
- 40 to 85°C

Output Details

- Output Compatibility: CMOS
- Drive Capability: 15pF max

Output Control

- Standby Operation:
Logic '1' (>70% VS) to pad 1 enables oscillator output
Logic '0' (<30% VS) to pad 1 disables oscillator output; when the oscillator output goes to the high impedance state
No connection to pad 1 enables oscillator output

Environmental Parameters

- Storage Temperature Range: -55 to 125°C
- Shock: MIL-STD-202F, Method 213B: 1000G, 0.5ms, 1/2 sine wave
- Vibration: MIL-STD-202F, Method 204D, Test Condition D: 20G (10Hz-2000Hz), 4hrs in 3 mutually perpendicular planes (total 12hrs)

Ordering Information

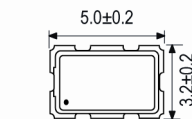
- Frequency*
- Model*
- Output
- Frequency Stability*
- Operating Temperature Range*
- Supply Voltage
(*minimum required)
- Example
20.0MHz CFPS-69
CMOS $\pm 50\text{ppm}$ -10 to 70C 3.3V

Compliance

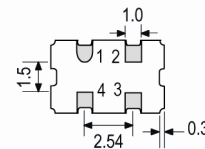
- RoHS Status (2011/65/EU): Compliant
- REACH Status: Compliant
- MSL Rating (JDEC-STD-033): Not Applicable



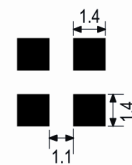
Outline (mm)



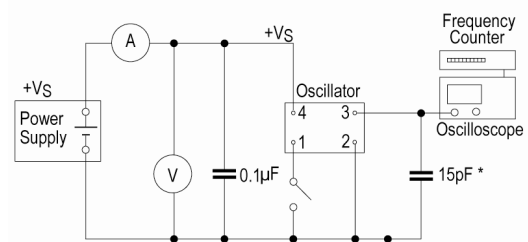
- Pad Connections
- Standby Operation
 - GND
 - Output
 - +VS



Solder Pad Layout



Test Circuit



* Inclusive of jigging and equipment capacitance

Sales Office Contact Details:

UK: +44 (0)1460 270200
Germany: 0800 1808 443

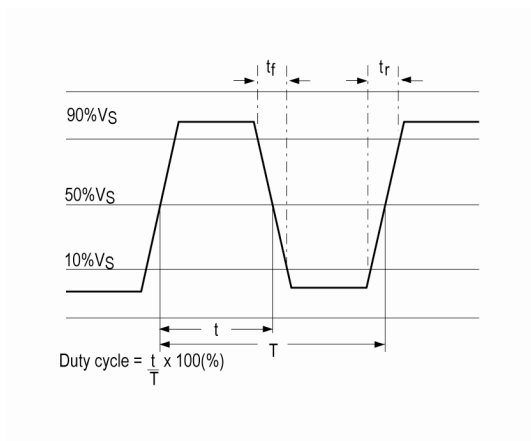
France: 0800 901 383
USA: +1.760.318.2824

Email: info@iqdfrequencyproducts.com
Web: www.iqdfrequencyproducts.com

Packaging Details

- Pack Style: Bulk Loose in bulk pack
Pack Size: 100
- Pack Style: Cutt In tape, cut from a reel
Pack Size: 100
- Pack Style: Reel Tape & reel in accordance with EIA-481-D
Pack Size: 1,000

Wave Form



Electrical Specification - maximum limiting values 3.3V ±5%

Frequency Min	Frequency Max	Temperature Range	Stability (Min)	Current Draw	Rise and Fall Time	Duty Cycle
		°C	ppm	mA	ns	%
1.8MHz	31.999999MHz	-10 to 70	±25.0	4.5	12	45/55%
		-40 to 85	±50.0	4.5	12	45/55%
32.0MHz	50.0MHz	-10 to 70	±25.0	6	12	45/55%
		-40 to 85	±50.0	6	12	45/55%

This document was correct at the time of printing; please contact your local sales office for the latest version.

[Click to view latest version on our website.](#)

Sales Office Contact Details:

UK: +44 (0)1460 270200
Germany: 0800 1808 443

France: 0800 901 383
USA: +1.760.318.2824

Email: info@iqdfrequencyproducts.com
Web: www.iqdfrequencyproducts.com