

ISSUE 2; July 2016

### Description

- Standard 2 x 1.6mm crystal oscillator in a ceramic package with a seam sealed metal lid, hermetically sealed



### Frequency Parameters

- Frequency: 1.0MHz to 80.0MHz
- Frequency Stability:  $\pm 30.00\text{ppm}$  to  $\pm 100.00\text{ppm}$
- Ageing:  $\pm 5\text{ppm}$

### Electrical Parameters

- Supply Voltage: 3.3V  $\pm 10\%$
- Standby Current: 10 $\mu\text{A}$  max (pad 1 at logic '0')

### Operating Temperature Ranges

- 20 to 70°C
- 40 to 85°C

### Output Details

- Output Compatibility: CMOS
- Drive Capability: 15pF max

### Output Control

- Standby Operation: Logic '1' ( $\geq 70\%V_S$ ) to pad 1 enables oscillator output  
Logic '0' ( $\leq 30\%V_S$ ) to pad 1 disables oscillator output; when disabled the oscillator output goes to the high impedance state  
No connection to pad 1 enables oscillator output

### Environmental Parameters


- Impact: Weight of 10G dropped to centre of part from a height of 6mm
- Vibration: IEC 60068-2-6: 1.5mm amplitude, 10Hz-55Hz, 1min in 3 mutually perpendicular planes, duration 2hrs each plane (total 6hrs)
- Storage Temperature Range: -40 to 85°C

### Ordering Information

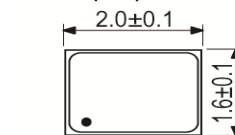
- Frequency\*
- Model\*
- Output
- Frequency Stability\*
- Operating Temperature Range\*
- Supply Voltage
- (\*minimum required)
- Example  
10.0MHz IQXO-540  
CMOS  $\pm 50\text{ppm}$  -20 to 70C 3.3V

### Compliance

- RoHS Status (2011/65/EU): Compliant
- REACH Status: Compliant
- MSL Rating (JDEC-STD-033): Not Applicable

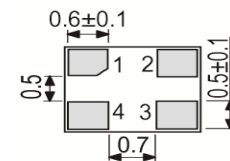
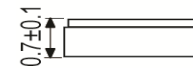


### Outline (mm)



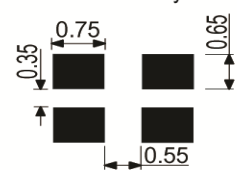
### Pad Connections

- Standby Operation
- GND
- Output
- +Vs



Underside View

### Solder Pad Layout



### Sales Office Contact Details:

UK: +44 (0)1460 270200

Germany: 0800 1808 443

France: 0800 901 383

USA: +1.760.318.2824

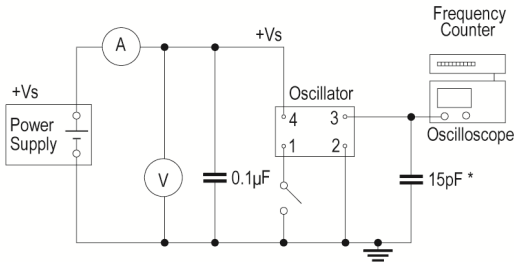
Email: [info@iqdfrequencyproducts.com](mailto:info@iqdfrequencyproducts.com)

Web: [www.iqdfrequencyproducts.com](http://www.iqdfrequencyproducts.com)

**Packaging Details**

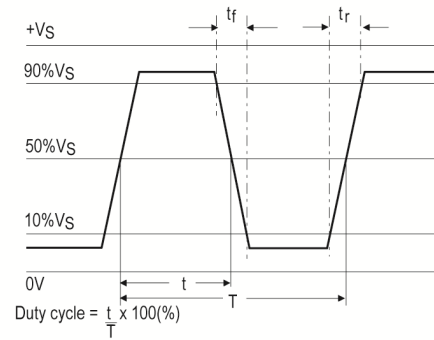
- Pack Style: Cutt      In tape, cut from a reel  
Pack Size: 1
- Pack Style: Reel      Tape & reel in accordance with EIA-481-D  
Pack Size: 1,000

**Test Circuit**



\* Inclusive of jigging and equipment capacitance

**Wave Form**



**Electrical Specification - maximum limiting values 3.3V ±10%**

Frequency Min	Frequency Max	Temperature Range	Stability (Min)	Current Draw	Rise and Fall Time	Duty Cycle
		°C	ppm	mA	ns	%
1.0MHz	19.999999MHz	-20 to 70	±30.0	4	5	45/55%
		-40 to 85	±50.0	4	5	45/55%
20.0MHz	39.999999MHz	-20 to 70	±30.0	7	5	45/55%
		-40 to 85	±50.0	7	5	45/55%
40.0MHz	59.999999MHz	-20 to 70	±30.0	10	5	45/55%
		-40 to 85	±50.0	10	5	45/55%
60.0MHz	80.0MHz	-20 to 70	±30.0	15	5	45/55%
		-40 to 85	±50.0	15	5	45/55%

This document was correct at the time of printing; please contact your local sales office for the latest version.

[Click to view latest version on our website.](#)

**Sales Office Contact Details:**

UK: +44 (0)1460 270200

Germany: 0800 1808 443

France: 0800 901 383

USA: +1.760.318.2824

Email: [info@iqdfrequencyproducts.com](mailto:info@iqdfrequencyproducts.com)

Web: [www.iqdfrequencyproducts.com](http://www.iqdfrequencyproducts.com)