

SMD VCXO

Features

- Typical 7.0 x 5.0 x 1.7 mm(Max) 6 pads ceramic SMD package.
- Tight symmetry (45 to 55%) available.
- Packing: Tape & Reel, 1000pcs per Reel.



Application

- Set-top Box, HDTV
- Wimax/WLAN
- xDSL/ VoIP, Cable modem

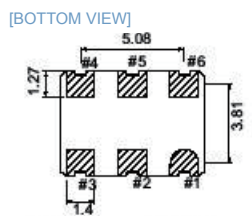
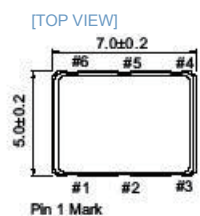
Specifications

Parameter	5.0 V		Unit
	Min.	Max.	
Supply Voltage Variation (VDD) 10%	4.5	5.5	V
Frequency Range (Fundamental)	1.5	80	MHz
Frequency Range (PLL-Multil)	-	-	
Pulling Range	±100		ppm
Control Voltage Range	0.5	4.5	V
Supply Current			
1.5 MHz ≤ Fo < 20 MHz	-	15	mA
20 MHz ≤ Fo < 50 MHz	-	20	
50 MHz ≤ Fo < 80 MHz	-	25	
Output Level (CMOS)			
Output High (Logic"1")	90%VDD		V
Output Low (Logic"0")	-	10% VDD	
Transition Time: Rise/Fall Time+			
1.5 MHz ≤ Fo < 20 MHz	-	10	nSec
20 MHz ≤ Fo < 50 MHz	-	5	
50 MHz ≤ Fo < 80 MHz	-	4	
Start up Time	-	10	mSec
Tri-State(Input to Pin 2 or Pin 5)			
Output Active	0.7 VDD		V
Output in High Impedance State		0.3 VDD	
Phase Jitter	-	1.0	pS
Linearity	-	10	%
Modulation Bandwidth (BW)			
1.5 MHz ≤ Fo ≤ 80 MHz	10		KHz
Input Impedance			
1.5 MHz ≤ Fo < 80 MHz	50		KΩ
Aging		±3	ppm
Storage Temp. Range	-55	125	°C

Standard frequencies are frequencies which the crystal has been designed and does not imply a stock position.

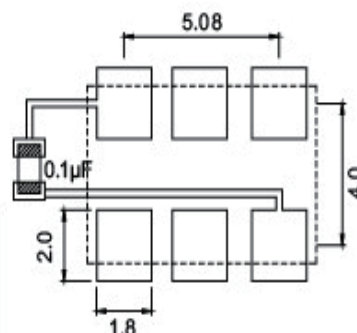
+ Transition times are measured between 10% and 90% of VDD, with an output load of 15pF.

DIMENSION (Unit: mm)



Pad	Function
#1	Vcon
#2	Tri-State
#3	GND
#4	Output
#5	NC
#6	VDD

SOLDER PAD LAYOUT(mm)



FREQ.STABILITY vs. TEMP. RANGE

	±25ppm	±50ppm
-10+60°C	○	○
-20+70°C	○	○
-40+85°C	△	○

○:standard △:available(case by case)