


SMD OSCILLATOR

Features

- Typical 7.5x5.0x1.7mm (1.4mm available) ceramic SMD package.
- Symmetry (45 to 55%) available.
- Operation voltage : 1.8V



Specifications

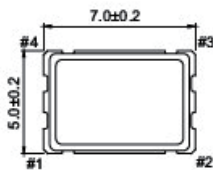
Parameter	Min.	Max.	Unit
Supply Voltage Variation(VDD)5%	1.8	1.8	V
	1.71	1.91	V
Frequency Range	1.000000	165	MHz
Operating Temp. Range	-40 ~ 85		°C
Frequency Stability*	25		ppm
Supply Current			mA
1.0MHz ≤ Fo < 20MHz	-	10	
20MHz ≤ Fo < 50MHz	-	15	
50MHz ≤ Fo < 80MHz	-	20	
80MHz ≤ Fo < 125MHz	-	30	
125MHz ≤ Fo < 167MHz	-	40	
Output Level (CMOS)			V
Output High (Logic "1")	90% VDD		
Output Low (Logic "0")		10% VDD	
Transition Time : Rise/Fall Time			nSec
1.0MHz ≤ Fo < 20MHz	-	10	
20MHz ≤ Fo < 50MHz	-	6	
50MHz ≤ Fo < 80MHz	-	5	
80MHz ≤ Fo < 125MHz	-	4	
125MHz ≤ Fo < 167MHz	-	3	
Start up Time	-	10	mSec
Tri-State	Input Logic"1" or Floating : output active Input Logic"0" : output disables to high-z		
Phase Jitter		1.0	pS
Standby Current	-	10	μA
Storage Temp. Range	-55	125	°C

*inclusive of calibration @ 25°C, operating temperature range, input voltage variation, load variation, aging, shock, and vibration.

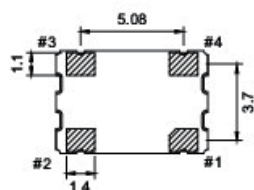
+Transition times are measured between 10% and 90% of VDD, with an output load of 15pF.

DIMENSION (Unit: mm)

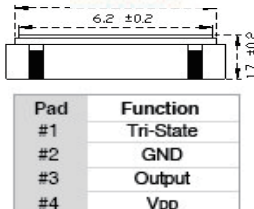
[TOP VIEW]



[BOTTOM VIEW]



[SIDE VIEW]



SOLDER PAD LAYOUT(mm)

