

CMV & CMV3 Series

5x7 mm, 5.0 or 3.3 Volt, CMOS, VCXO

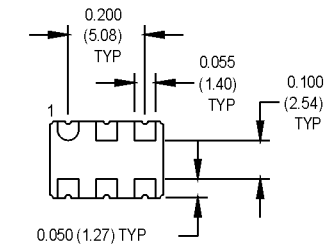
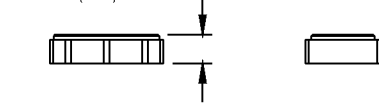
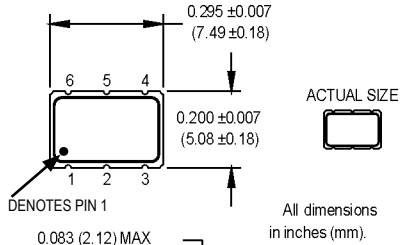


**THIS PRODUCT IS NOT RECOMMENDED FOR NEW DESIGNS.
PLEASE REFER TO THE MV3 or MV5 PRODUCT SERIES.**

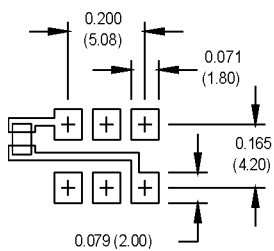


Ordering Information

CMV/CMV3 X X 00.0000 MHz
 Product Series _____
 CMV = 5.0 Volt
 CMV3 = 3.3 Volt
 Symmetry/Logic Compatibility _____
 Blank: 40%/60% CMOS
 C: 45%/55% CMOS
 Temperature Range _____
 Blank: 0°C to +70°C
 M: -40°C to +85°C
 Frequency (customer specified) _____



SUGGESTED SOLDER PAD LAYOUT



Pin Connections

PIN	FUNCTION
1	Control Voltage
2	Tristate
3	Ground & Gnd Plane
4	Output
5	N/C
6	+Vdd

PARAMETER	Symbol	Min.	Typ.	Max.	Units	Condition/Notes	
Frequency Range	F	2		52	MHz		
Operating Temperature	T _A	(See Ordering Information)					
Storage Temperature	T _s	-55		+125	°C		
Frequency Stability Overall	ΔF/F	Inclusive of Calibration, Temperature, Voltage, Load, and Aging					
0°C to +70°C			±25		ppm		
-40°C to +85°C			±40		ppm		
Aging							
1st Year		-3		+3	ppm		
Thereafter (per year)		-1		+1	ppm		
Pullability/APR							
2.000 to 45.000 MHz			±120		ppm		
45.001 to 52.000 MHz			±90		ppm		
Control Voltage	V _c	0.5	2.5	4.5	V	CMV	
		0.3	1.65	3.0	V	CMV3	
Linearity				5	%	Positive Monotonic Slope	
Modulation Bandwidth	f _m	20			kHz	±3dB	
Input Impedance	Z _{in}	50k			Ohms	@ 10 kHz	
Input Voltage	V _{dd}	4.5	5.0	5.5	V	CMV	
		3.0	3.3	3.6	V	CMV3	
Input Current	I _{dd}			30	mA		
Output Type						HCMOS	
Load				15	pF	HCMOS	
Symmetry (Duty Cycle)		(See Ordering Information)					@ 50% V _{dd}
Logic "1" Level	V _{oh}	V _{dd} -0.5			V		
Logic "0" Level	V _{ol}			0.5	V		
Output Current				20	mA		
Rise Time	T _r			5	ns	20% to 80% V _{dd} , CL=15pF	
Fall Time	T _f			5	ns	80% to 20% V _{dd} , CL=15pF	
Tri-state Function		Input Logic "1" or floating: output active Input Logic "0": output disables to high-Z					
Start up Time				10	ms		
Phase Jitter @ 26 MHz	φ _J		4		ps RMS	Integrated 12 kHz - 20 MHz	
Phase Noise (Typical) @ 26 MHz		100 Hz	1 kHz	10 kHz	100 kHz	Offset from carrier dBc/Hz	
		-65	-95	-115	-130		

MtronPTI reserves the right to make changes to the product(s) and service(s) described herein without notice. No liability is assumed as a result of their use or application.

Please see www.mtronpti.com for our complete offering and detailed datasheets. Contact us for your application specific requirements: MtronPTI 1-800-762-8800.

MtronPTI Lead Free Solder Profile

