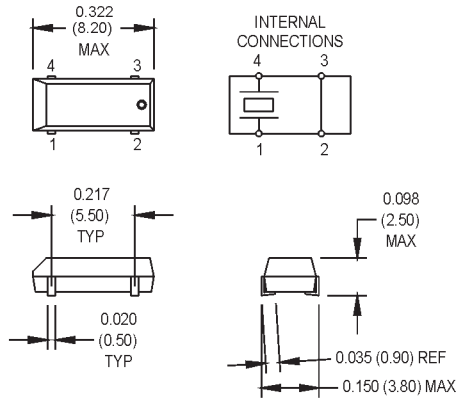


SX1555-R Series

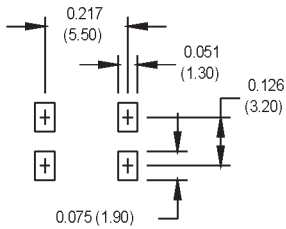
3.8x8.0x2.5 mm - 32.768 kHz, Surface Mount Crystal



ACTUAL SIZE



SUGGESTED SOLDER PAD LAYOUT



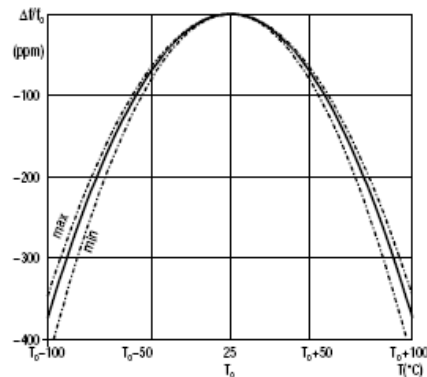
All dimensions in inches (mm).

Electrical/Environmental Specifications

	PARAMETERS	VALUE
Electrical Specifications	Frequency	32.768 kHz
	Tolerance @ +25°C	±20 ppm
	Aging	±5 ppm/yr. Max.
	Shunt Capacitance	1.35 – 1.50 pF, Typical
	Load Capacitance	12.5 pF, Typical
	Standard Operating Temperature	-40°C to +85°C
	Storage Temperature	-55°C to +125°C
	Equivalent Series Resistance (ESR), Max.	50 Kohms
	Resonance	Parallel
	Quality Factor	40,000 Min.
	Turnover Temperature	+25°C to ±5°C
	Parabolic Curvature Constant	-0.034 ppm/°C ² , Typical (See Fig 1)
	Drive Level	1.0 µW Max.
Environmental	Solder Conditions	+260°C for 10 seconds max.
	Mechanical Shock	MIL-STD-202, Method 213, C
	Vibration	MIL-STD-202, Method 201 & 204
	Thermal Cycle	MIL-STD-883, Method 1010, B

Contact the factory for specifications not listed.

Figure 1



MtronPTI reserves the right to make changes to the product(s) and service(s) described herein without notice. No liability is assumed as a result of their use or application.

Please see www.mtronpti.com for our complete offering and detailed datasheets. Contact us for your application specific requirements: MtronPTI 1-800-762-8800.

MtronPTI Lead Free Solder Profile

