
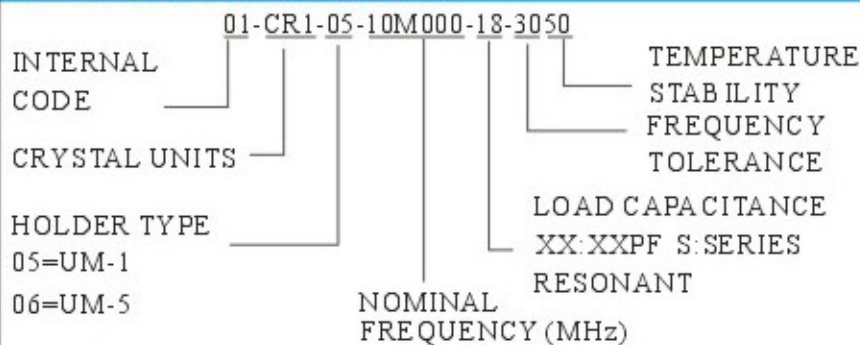


## RESISTANCE WELDED HOLDER : UM-1, UM-5

### PART NUMBERING SYSTEM



### ELECTRICAL SPECIFICATIONS

Frequency Range	(Fo)	8.000MHz to 125.000MHz
Frequency Tolerance at 25°C	(Δf/fo)	±30ppm, ±10ppm, ±15ppm, ±20ppm, ±50ppm
Temperature Stability (REF To 25°C)		See Table 1
Operating Temperature Range	(TOPR)	See Table 1
Storage Temperature Range	(TSTG)	-55°C to 125°C
Shunt Capacitance	(Co)	7pF Max
Load Capacitance	(CL)	6 to 32pF or Series Resonant
Insulation Resistance		500 Mega ohms Minimum at 100VDC
Drive Level		1 mWatts Max
Aging (at 25°C)		±3ppm/year Max
Leak		2 X 10 <sup>-8</sup> cc/sec Max Helium

### EQUIVALENT SERIES RESISTANCE (ESR) AND MODE OF OPERATION (MODE)

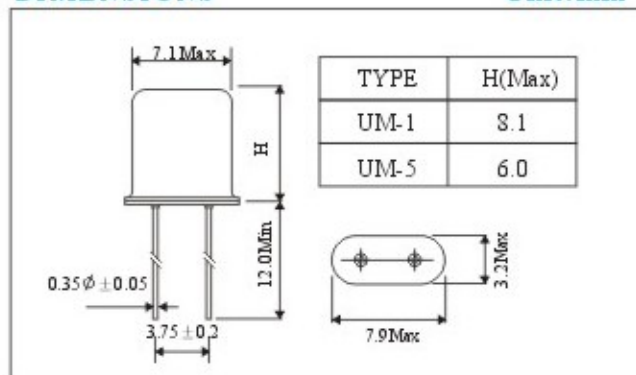
Frequency Range	Max ESR(Ω)		Mode
	UM-1	UM-5	
8.000MHz to 9.999MHz	80		Fundamental
10.000MHz to 12.999MHz	50		Fundamental
13.000MHz to 19.999MHz	30		Fundamental
20.000MHz to 39.999MHz	25		Fundamental
30.000MHz to 39.000MHz	50		Third Overtone
40.000MHz to 99.999MHz	40		Third Overtone
80.000MHz to 125.000MHz	100		Fifth Overtone

Table 1  
Frequency Stability vs Temperature Range  
(25°C Standard)

Temp Range (°C)	Frequency Stability (ppm)					
	±5	±10	±15	±20	±30	±50
0 to 50	A	B	C	D	E	F
-10 to 60	G	H	I	J	K	L
-20 to 70		M	N	O	P	Q
-40 to 85				R	S	T

### DIMENSIONS

Unit: mm



### DIMENSIONS

Unit: mm

