

CERAMIC RESONATOR UNIT WITH INBUILT LOAD CAPACITORS IN CERAMIC SMD PACKAGE, SIZE 2.5 X 2.0MM.


ZTTCW

PRODUCT FEATURES

- CERAMIC SMD CASE IN SIZE 2.5 X 2.0 X 1.2MM WITH 3 SOLDER PADS.
- INBUILT LOAD CAPACITORS, CIRCUIT DOES NOT REQUIRE EXTERNAL CAPACITORS.
- INDUSTRIAL OPERATING TEMPERATURE RANGE -40 TO +85°C AVAILABLE.

APPLICATIONS

- MICROPROCESSOR
- REMOTE CONTROL DEVICES
- PORTABLE DEVICES



PRODUCT SPECIFICATIONS

PARAMETER	SYMBOL	SPECIFICATIONS	REMARKS
FREQUENCY RANGE	F_N	20.0 ~ 60.0MHZ	NOTE 1
OSCILLATION MODE	—	EXTENSIONAL OVERTONE	—
FREQUENCY TOLERANCE	$\Delta f/F_N$	$\pm 0.5\%$ OR $\pm 0.3\%$	STANDARD / OPTION
STABILITY OVER OPERATING TEMP.	T_C	$\pm 0.2\%$ OR $\pm 0.3\%$	DEPENDENT ON OPERATING TEMP. RANGE
OPERATING TEMPERATURE RANGE	T_{OP}	-25°C ~ +85°C OR -40°C ~ +85°C	—
AGING RATE OVER 10 YEARS	$\Delta f/y_{10}$	$\pm 0.2\%$	@+25°C
RESONANCE RESISTANCE	R_O	60Ω MAX 50Ω MAX	20.000 ~ 25.999MHZ 26.000 ~ 60.000MHZ
LOAD CAPACITORS (INBUILT)	C1 & C2	10pF (5; 6; 15pF) 6pF (5; 10; 12; 15pF)	20.000 ~ 35.000MHZ 35.001 ~ 60.000MHZ
RATED VOLTAGE	U_R	6.0V _{DC} OR 15.0V _{PP}	MAXIMUM DC OR AC OPERATING VOLTAGE
WITHSTANDING VOLTAGE	U_W	50.0V _{DC}	FOR 1 MINUTE MAXIMAL

NOTE 1: TYPICAL FREQUENCIES: 16.0MHz, 18.43MHz, 20.0MHz, 24.0MHz, 25.0MHz, 27.0MHz, 32.0MHz, 33.86MHz, 40.0MHz, 48.0MHz.

NOTE 2: SHOWN IS THE RECOMMENDED CAPACITOR VALUE, THE VALUES IN BRACKETS ARE OPTIONAL AVAILABLE LOAD CAPACITOR VALUES (SETUP IN MANUFACTURING READY).

MECHANICAL DIMENSIONS

Height is depending on frequency:
H = 1.0 ~ 1.2mm + Tolerance (±0.1)

RECOMMENDED LAND PATTERN

PAD	FUNCTION
1	INPUT / OUTPUT [IN / OUT]
2	GROUND [GND]
3	OUTPUT / INPUT [OUT / IN]

Ceramic resonator package
2.5x2.0mm with 3 pads

CCR22-P3 B 2019-03

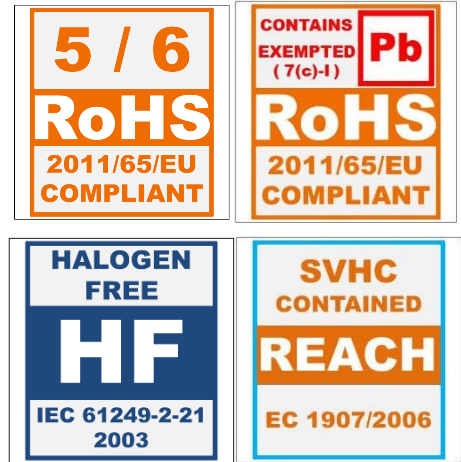
No scale Unit: mm

CERAMIC RESONATOR UNIT WITH INBUILT LOAD CAPACITORS IN CERAMIC SMD PACKAGE, SIZE 2.5 X 2.0MM.

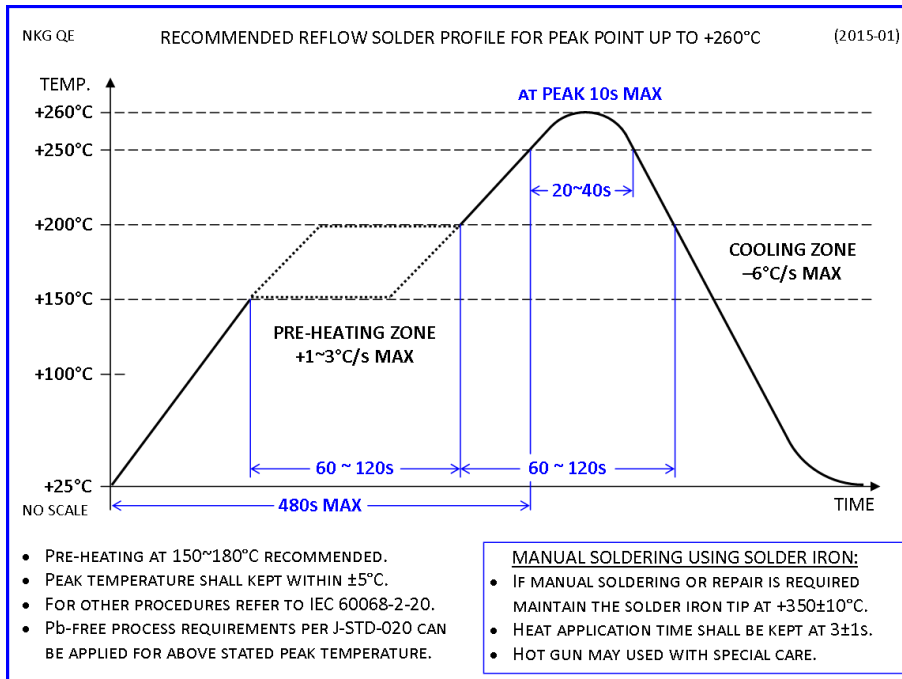
ZTTCW

ENVIRONMENTAL COMPLIANCE INFORMATION

- ROHS 5/6 COMPLIANT (DIRECTIVE 2011/65/EC) BY FALLING UNDER EXEMPTION 7(c)-I FOR CONTAINING LEAD (Pb) IN PIEZOELECTRIC CERAMIC (PZT) .
- COMPLIANT TO ROHS 2/3 (DIRECTIVE 2015/863) (ALSO CALLED ROHS 10).
- HALOGEN-FREE PER DEFINITION OF IEC 61249-2-21 2033.
- THE PRODUCT CONTAINS A SVHC PER REACH DUE TO THE INTENTIONAL USE OF PZT (CAS 12626-81-2), INFORMATION FOR IMPORTERS INTO THE EU CAN BE PROVIDED IN ORDER TO OBTAIN A SCIP ID AT THE ECHA PORTAL.
- PRODUCT DOES NOT CONTAIN ANY PHTHALATES (PHS).
- PRODUCT DOES NOT CONTAIN PVC (POLYVINYL CHLORIDE).
- PRODUCT DOES NOT CONTAIN PFOS/PFOA NOR BEING SAME USED TO MANUFACTURE THE COMPONENTS OF THIS PRODUCT.
- MOISTURE SENSITIVITY LEVEL (MSL) 1 PER J-STD-020C.

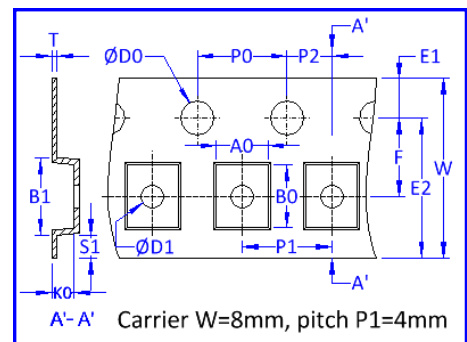


SOLDERING RECOMMENDATIONS



PACKAGING INFORMATION

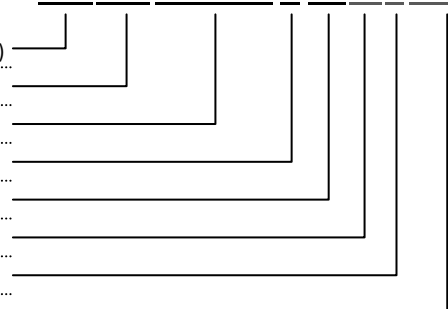
- PACKAGING IN TAPE & REEL IN COMPLIANCE TO EIA-481.
- QTY PER REEL: 3,000PCS
- REEL DIA A=180MM.
- EMBOSSED CARRIER TAPE WIDTH W = 8MM.
- COMPONENT PITCH P1 = 4MM.



PART NUMBER SYNTAX

- PART NUMBER FAMILY (GROUP INDICATOR FOR CERAMIC RESONATOR WITH INBUILT LOAD CAPACITORS)
- PART NUMBER FAMILY (MODEL INDICATOR REPRESENTING PACKAGE TYPE AND SIZE)
- NOMINAL FREQUENCY (IN MHZ WITH AT LEAST TWO DIGITS AFTER DECIMAL POINT FOLLOWED BY "M")
- VIBRATION MODE CODE (G = THICKNESS SHEAR FUND, T = EXTENSION FUND, X = EXTENSION OVERT.)
- LOAD CAPACITOR VALUE (NUMERICAL VALUE OF INBUILT LOAD CAPACITORS C1 AND C2 IN pF)
- OPERATING TEMPERATURE RANGE CODE (NO CODE= -25~85°C, M= -40~85°C, Z = -40~125°C)
- FREQUENCY TOLERANCE CODE (OPTIONALLY USE FOR NONE-STANDARD TOLERANCE)
- PART NUMBER EXTENSION (ONLY FOR NONE-STANDARD OR CUSTOMIZED PARTS)

ZTTCW 16.00M X 10MT -EXT



FOR MORE INFORMATION PLEASE CONTACT US.

HONG KONG:

NAKAGAWA ELECTRONICS LIMITED

+852 2389 9201 sales@nkg.com.hk
+852 2341 0001 www.nkg.com.hk

China Shenzhen office:

深圳中川晶体电子有限公司

+86(0)755 2598 2648 sales_sz@nkg.cn
+86(0)755 2598 2390 www.nkg.com.hk

China Suzhou office:

中川电子(苏州)有限公司

+86(0)512 8818 7890 sales_nm@nkg.cn
www.nkg.com.hk