

● FEATURES

- EXCELLENT CLOCK SIGNAL GENERATOR FOR CPU'S
- AVAILABLE IN EXTENDED TEMPERATURE RANGE
- LOW PROFILE SURFACE MOUNT
- EPSON MA506 PIN OUT COMPATIBLE

● SPECIFICATIONS

FREQUENCY RANGE		3.20 MHz TO 70.00 MHz
MODE OF OSCILLATION	FUNDAMENTAL	3.20 MHz TO 40.320 MHz
	THIRD OVERTONE	24.576 MHz TO 70.00 MHz
FREQUENCY TOLERANCE AT 25°C		±30 PPM TYPICAL ±50 PPM MAXIMUM
FREQUENCY STABILITY OVER TEMPERATURE RANGE		±50 PPM TYPICAL ±100 PPM MAXIMUM
OPERATING TEMPERATURE RANGE		-20° C TO +70° C STANDARD
		-40° C TO +85° C EXTENDED
STORAGE TEMPERATURE RANGE		-55° C TO +125° C
AGING		±5 PPM PER YEAR MAXIMUM
LOAD CAPACITANCE		10 pF TO 32 pF OR SERIES
EQUIVALENT SERIES RESISTANCE (ESR)		SEE TABLE
DRIVE LEVEL		0.1 mW TYPICAL
CRYSTAL CUT		AT STRIP



● TYPICAL FREQUENCIES AND ESR CHARACTERISTICS

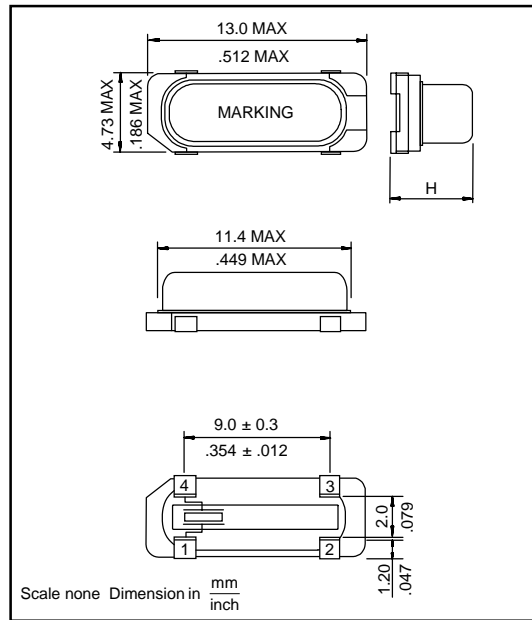
FREQUENCY (MHz)	OHMS MAX	MODE
3.579545 TO 4.000	180	FUND
4.000 TO 4.900	150	FUND
5.000 TO 6.900	100	FUND
7.000 TO 14.900	50	FUND
15.000 TO 23.900	40	FUND
24.000 TO 36.000	30	FUND
25.000 TO 40.000	40	FUND
30.000 TO 70.000	100	3rd OT

● PART NUMBERING SYSTEM

HOLDER TYPE		FREQUENCY	LOAD CAPACITANCE	MODE		EXTENDED TEMPERATURE	CONFIGURATION	
AS	HC-49/S SMD	IN MHz	10 TO 32pF FOR PARALLEL S FOR SERIES	FUND 3OT	FUNDAMENTAL THIRD OVERTONE	EXT	4PD	4 PAD SMD TYPE

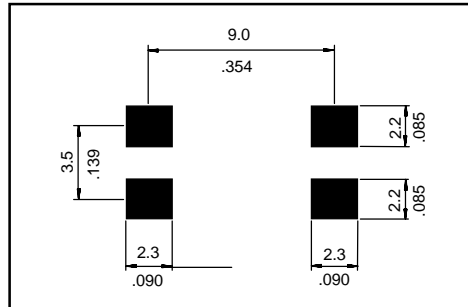
HEIGHT	TAPE AND REEL
5.6 mm: STD 5.1 mm: H51 4.6 mm: H46	T

● OUTLINE DRAWING



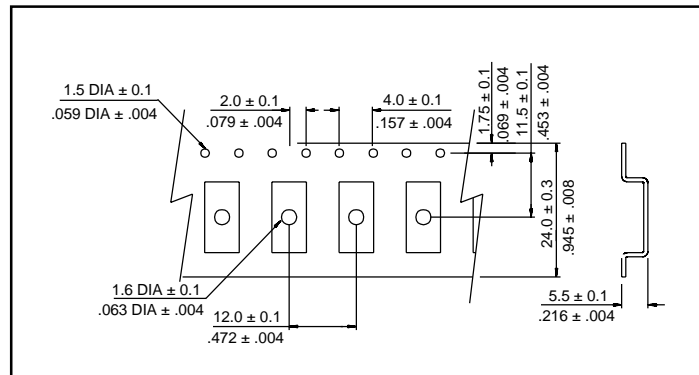
FREQUENCY RANGE VS. MAX HEIGHT		
FREQUENCY	ht. / mm	TYPE
> 20.000 MHz	4.6	H46
> 3.579 MHz	5.1	H51
> 3.579 MHz	5.6	STD

● RECOMMENDED SOLDER PATTERN



● CARRIER TAPE DIMENSIONS

330 mm REEL DIAMETER
24 mm TAPE WIDTH
12 mm PITCH
1000 PIECES PER REEL



● REFLOW SOLDERING PROFILE

