









32.768kHz Series Tuning Fork Crystal Units

The 32.768kHz tuning fork crystal unit is the most widely used frequency control product. TAITIEN's tuning-fork-type crystals have low power consumption ideal for portable application. Their different package sizes provide the customers more choices for time management. TAITIEN's tuning-fork-type crystals are cost effective real time clock products.

Type	XA	XB		XD			XN	
Size (mm)	3 x 8	1 x 4	2 x 6	2.0 x 1.2	3.2 x 1.5	4.1 x 1.5	6.9 x 1.4	8.0 x 3.8
Package	DIP	DIP	DIP	SMD	SMD	SMD	SMD	SMD
RoHS	Yes	Yes	Yes	Yes	Yes	Yes	Yes*	Yes*
Outline								

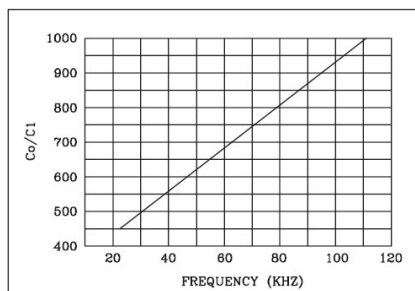
* Pb in high temperature solder (exempt per RoHS 2002/95/EC Annex (7)) and suitable for RoHS compliant reflow

ELECTRICAL SPECIFICATION

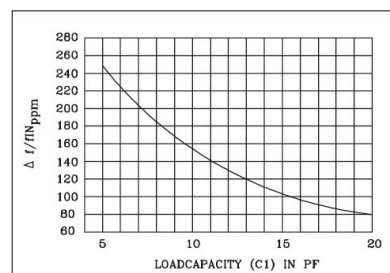
Nominal Frequency	32.768000 kHz
Mode of Vibration	Fundamental
Storage Temp. Range (T _{STR})	-55°C ~+125 °C
Turnover Temperature (TM)	25±5 °C
Temperature Coefficient (β)	-(0.03±0.01) ppm/°C ²
Frequency vs. Temperature (Δf / fM)	β × (T-TM) ² ppm
Series Resistance (R1)	65~90 KΩ Max.
Level of Drive (DL)	0.1±0.01 uW Typ, 0.5 uW Max.
Aging (first year) (Δf / f0)	±3 ppm Max.
Quality Factor (Q)	30000~60000 Typ.
Shunt Capacitance (C0)	3~7 pF Max.
Load Capacitance (CL)	6, 7, 9, 12.5 pF (Please contact us)
Frequency Tolerance(f _{tol})	±20 ppm @ 25±5 °C
Insulation Resistance	500 MΩ Min. @ DC 100±15 V

Specifications subject to change without notice

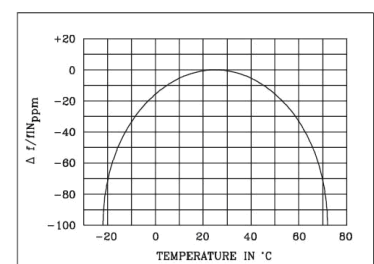
FREQ. vs. CAPACITANCE RATIO (C0/C1)



FREQ. vs. LOAD CAPACITANCE (TYP.)

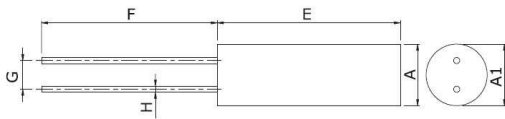


FREQ. vs. TEMPERATURE (TYP.)



Rev(3)06/2016

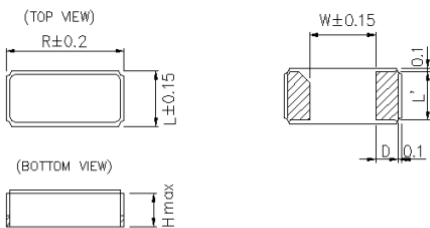
DIMENSION (mm) – XA / XB Type



UNIT:mm

TYPE	A	A'	E	F	G	H
XA	3.0	3.1max	8.0max	10±1	0.8±0.2	∅0.32±0.07
XB-N	2.0	2.1max	6.0max	5.0min	0.7±0.2	∅0.28±0.05
XB-J	1.0	1.2max	4.6max	5.7min	0.3±0.05	∅0.18±0.03

DIMENSION (mm) – XD Type

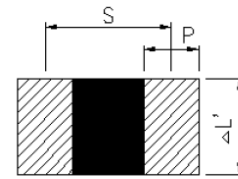


Internal connection



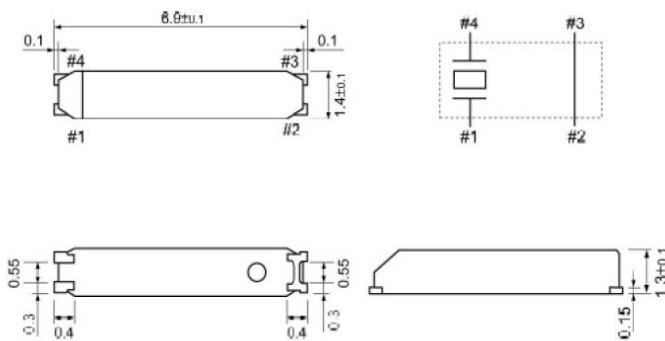
Model	R	L	H	W	L'	D	S	P	∠L'
4115	4.1	1.5	0.9	2.7	1.3	0.6	3.4	1.1	1.8
3215	3.2	1.5	0.9	1.7	1.3	0.6	2.5	1.1	1.8
2012	2.0	1.2	0.6	0.8	1.0	0.5	1.4	0.6	1.1

SOLDER PAD LAYOUT (mm)



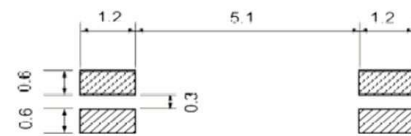
Do not design any patterns on shaded area
 Recommended soldering pattern

DIMENSION (mm) – XN Type

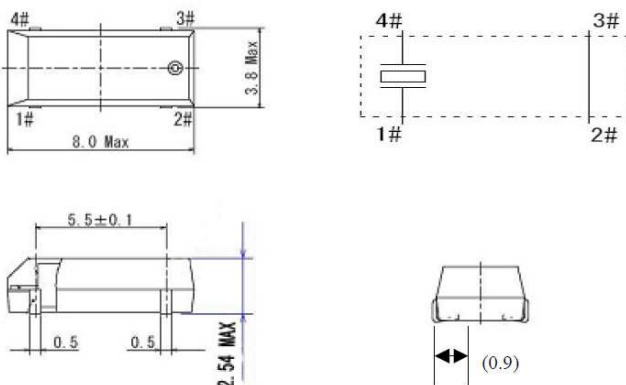


* Do not connect to external with #2 and #3

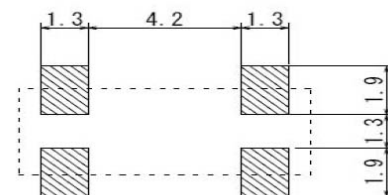
SOLDER PAD LAYOUT (mm)



DIMENSION (mm) – XN Type



SOLDER PAD LAYOUT (mm)



Model Numbering Guide – Crystal Units

Available options

Type	package (mm)	Load Capacitance (pF)	Freq. Tol. @25°C (ppm)	Freq. Stability (ppm)	Temp. Range(°C)	Special Requirement	Oscillator Mode	Appearance	Lead Free	Dash	Freq. (MHz)
X: X'tal (MHz series)	3: 1.6x1.2 Z: 2.0x1.6 Y: 2.5x2.0 X: 3.2x2.5 V: 5.0x3.2 (4Pads) R: 6.0x3.5 2: 3.2x2.5 S: 5.0x3.2 (2Pads) Q: 8.0x4.5 I: 11.1x4.68 (U4) J: 13.0x4.85 (U4B)	L: 6 O: 7 A: 8 B: 9 C: 10 D: 12 E: 15 F: 16 G: 18 H: 20 P: 22 Q: 25 I: 30 J: 32 K: 50 N: No Standard S: Series	A: ±5 B: ±10 P: ±15 C: ±20 D: ±25 E: ±30 F: ±40 G: ±50 H: ±100 I: ±150	A: ±5 B: ±10 P: ±15 C: ±20 D: ±25 E: ±30 F: ±40 G: ±50 H: ±100 I: ±150 Z: ±150 above	A: +10~+40 B: +0~-55 E: +0~+85 I: -10~+60 C: -20~+70 D: -30~+85 L: -40~+85 M: -40~+95 J: -40~+105 H: -40~+125 G: -40~+150 F: -55~+125	A: For Automotive B: Spurious D: DLD N: No Special P: Pullability S: Several	A: AT Fundamental T: AT 3 rd Overtone	N: Normal	F: RoHS Compliant	-	XX.XXXXX
X: X'tal (32.768 kHz series)	A: 3.0x8.0 (Dip) B: 1.0x4.0 (Dip) /2.0x6.0 (Dip) D: 2.0x1.2 (2Pads) 3.2x1.5 (2Pads) /4.1x1.5 (2Pads) N: 6.9x1.4 (4Pads) /8.0x3.8 (4Pads)	L: 6 O: 7 B: 9 M: 12.5	C: ±20	H: ±100 I: ±150 Z: ±150 above	C: -20~+70 L: -40~+85	N: No Special	D: Tuning Fork	N: Normal (XA 3.0x8.0 size XB 2.0x6.0 size) J: XB 1.0x4.0 size C: XD 4.1x1.5 size D: XD 3.2x1.5 size M: XD 2.0x1.2 size E: XN 8.0x3.8 size H: XN 6.9x1.4 size	D: RoHS Compliant B: Non-RoHS Compliant	-	0.032768

X Y C D D L N A N F – 40.000000

*Not all combinations of options are available.

Example: XYCDDLNANF-40.000000

Type	X'tal
Package	2.5 x 2.0 mm
Load Capacitance	10 pF
Freq. Tol.	±25ppm
Freq. Stability	±25ppm
Temp Range	-40~+85 °C
Special Requirement	No Special
Oscillator Mode	AT Fundamental
Appearance	Normal Appearance
Lead Free	RoHS Compliant
Frequency	40.000000 MHz