


Main Fetaure

- RoHS compliant
- Low Profile
- Cross Ref. No. ABU/ABU5 and more



CA 7.8*8.0mm
CB 7.8*6.0mm

Application

- Communication, Test equipment
- Computers, Modems, Microprocessors

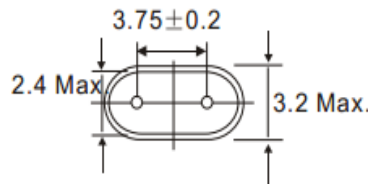
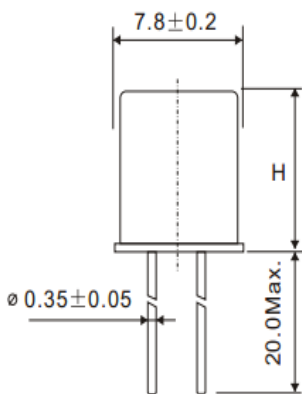
Standard Specification

Frequency Range: 6.00MHz ~ 200.000Hz
 Frequency Tolerance (at 25°C): ±10~ ±50ppm
 Load Capacitance: 18pF (Typ.) or Specify
 Frequency Stability: ±10 ~ ±100ppm
 Operating Temperature: -20°C~ +70°C and -40°C~ +85°C
 Equivalent Series Resistant: see Table 1
 Storage Temperature: -40 °C~ +85°C (typ.)
 Aging (at 25°C): ±5ppm Max.
 Shunt Capacitance (C0): 7.0pF Max.
 Drive Level: 100 μ W Typ.
 Package: in Bulk

Standard ESR Table 1

Frequency Range in MHz	ESR Value in Ohm Max.
6.00~6.9990 (Fund.)	120
7.0~7.9990 (Fund.)	100
8.0~9.9990 (Fund.)	80
10.0~10.9990 (Fund)	60
11.0~11.9990 (Fund)	50
12.0~13.9990 (Fund)	40
14.0~24.999 (Fund)	30
25.0~71.9990 (3rd OT)	70
72.0~159.9990 (5rd OT)	100
160.0~200.0 (7rd OT)	140

Dimension (Unit: mm)



CA:UM-1 H=8.0Max
CB:UM-5 H=6.0Max

TGS part No. Guide

TGS	CA	12M0A	50-	18-	50-	40-	40	B	LF	XX
	1	2	4	5	6	7	8	9	10	11

- 1) CA & CB: TGS Part Family No.
- 2) 12M0: Frequency Range in MHz or specify
- 3) Oscillator Mode-A: AT- Cut Fund; B: Bt-Cut;C:3rd OT
- 4) 50: Frequency Tolerance in +/-50ppm or specify
- 5) 18: Load Capacitor in pF or specify
- 6) 50: Frequency Stability in +/-50 ppm or specify
- 7) 40: Operating Temp. in -40° C~ + 85° C or specify
- 8) 40: ESR Max. in 40 ohm or see table 1
- 9) B: In Bulk
- 10) LF: RoHS compliant
- 11) XX: 2 letters as Internal Control Code